



Special Pay Tables

Report Run On: January 06, 2017

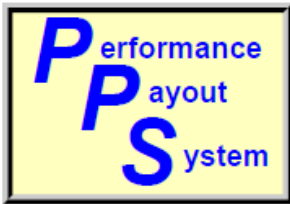
Page 1 of 293

PPS: AK015902 OPM: 0159 ADMINISTRATIVE Path: ZA Effective:08-Jan-17
 Prev. Yr Rate: 0.2516 Curr. Yr Rate: 0.2713 Loc. Diff: 1.02 Gen. Inc. 1.00 Issued:28-Dec-16

Band:	I	II	III	IV	V
Gs Range:	1-6	7-10	11-12	13-14	15-15
Interval					
01	28,197 - 36,458	44,952 - 59,960	66,526 - 83,031	94,819 - 117,416	131,798 - 145,177
02	36,459 - 46,138	59,961 - 71,217	83,032 - 95,410	117,417 - 134,364	145,178 - 155,211
03	46,139 - 52,591	71,218 - 78,721	95,411 - 103,663	134,365 - 145,663	155,212 - 161,900
04	52,592 - 54,169	78,722 - 81,083	103,664 - 106,773	145,664 - 150,033	161,900 - 161,900
05	54,170 - 55,794	81,084 - 83,515	106,774 - 109,976	150,034 - 154,534	161,900 - 161,900

Series: 1001 1101
 2001 2101

Locality Area: Alaska



Special Pay Tables

Report Run On: January 06, 2017

Page 2 of 293

PPS: AK015903 OPM: 0159 CLERICAL AND SUPPORT Path: ZS Effective:08-Jan-17
 Prev. Yr Rate: 0.2516 Curr. Yr Rate: 0.2713 Loc. Diff: 1.02 Gen. Inc. 1.00 Issued:28-Dec-16

Band:	I	II	III	IV	V
Gs Range:	1-2	3-4	5-6	7-8	9-10
Interval					
01	28,197 - 30,285	32,683 - 35,923	38,193 - 43,534	44,952 - 53,735	54,985 - 65,534
02	30,286 - 35,335	35,924 - 41,196	43,535 - 48,968	53,736 - 60,322	65,535 - 73,446
03	35,336 - 38,701	41,197 - 44,711	48,969 - 52,591	60,323 - 64,714	73,447 - 78,721
04	38,702 - 39,862	44,712 - 46,052	52,592 - 54,169	64,715 - 66,655	78,722 - 81,083
05	39,863 - 41,058	46,053 - 47,434	54,170 - 55,794	66,656 - 68,655	81,084 - 83,515

Series: 1001 1087
 1101 1106
 1411 1421
 1802 2005

Locality Area: Alaska



Special Pay Tables

Report Run On: January 06, 2017

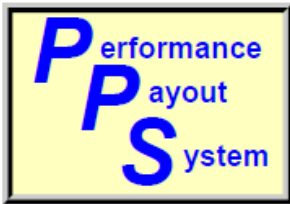
Page 3 of 293

PPS: AK015904 OPM: 0159 SCIENTIFIC & TECHNICAL Path: ZT Effective:08-Jan-17
 Prev. Yr Rate: 0.2516 Curr. Yr Rate: 0.2713 Loc. Diff: 1.02 Gen. Inc. 1.00 Issued:28-Dec-16

Band:	I	II	III	IV	V
Gs Range:	1-4	5-8	9-10	11-12	13-13
Interval					
01	28,197 - 32,956	38,193 - 48,922	54,985 - 65,534	66,526 - 83,031	94,819 - 107,461
02	32,957 - 40,009	48,923 - 58,397	65,535 - 73,446	83,032 - 95,410	107,462 - 116,942
03	40,010 - 44,711	58,398 - 64,714	73,447 - 78,721	95,411 - 103,663	116,943 - 123,263
04	44,712 - 46,052	64,715 - 66,655	78,722 - 81,083	103,664 - 106,773	123,264 - 126,961
05	46,053 - 47,434	66,656 - 68,655	81,084 - 83,515	106,774 - 109,976	126,962 - 130,770

Series: 1531

Locality Area: Alaska



Special Pay Tables

Report Run On: January 06, 2017

Page 4 of 293

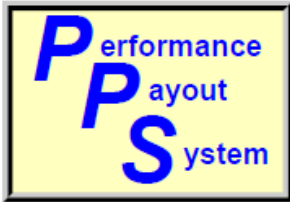
PPS: AK305A01 OPM: 305A PROFESSIONAL Path: ZP Effective:08-Jan-17
 Prev. Yr Rate: 0.2516 Curr. Yr Rate: 0.2713 Loc. Diff: 1.02 Gen. Inc. 1.00 Issued:28-Dec-16

Band:	I	II	III	IV	V
Gs Range:	1-6	7-10	11-12	13-14	15-15
Interval					
01	0 - 0	49,668 - 62,078	70,014 - 83,961	94,819 - 117,416	131,798 - 145,177
02	41,049 - 46,138	62,079 - 74,922	83,962 - 97,037	117,417 - 134,364	145,178 - 155,211
03	46,139 - 52,591	74,923 - 83,485	97,038 - 105,754	134,365 - 145,663	155,212 - 161,900
04	52,592 - 54,169	83,486 - 85,990	105,755 - 108,927	145,664 - 150,033	161,900 - 161,900
05	54,170 - 55,794	85,991 - 88,570	108,928 - 112,195	150,034 - 154,534	161,900 - 161,900

Counties:

State of Alaska 02 0000 000

Locality Area: Alaska



Special Pay Tables

Report Run On: January 06, 2017

Page 5 of 293

PPS: AK414A01 OPM: 414A PROFESSIONAL Path: ZP Effective:08-Jan-17
 Prev. Yr Rate: 0.2516 Curr. Yr Rate: 0.2713 Loc. Diff: 1.02 Gen. Inc. 1.00 Issued:28-Dec-16

Band:	I	II	III	IV	V
Gs Range:	1-6	7-10	11-12	13-14	15-15
Interval					
01	0 - 0	55,563 - 62,512	73,502 - 83,961	94,819 - 117,416	131,798 - 145,177
02	44,857 - 48,595	62,513 - 75,682	83,962 - 97,037	117,417 - 134,364	145,178 - 155,211
03	48,596 - 55,750	75,683 - 84,462	97,038 - 105,754	134,365 - 145,663	155,212 - 161,900
04	55,751 - 57,423	84,463 - 86,996	105,755 - 108,927	145,664 - 150,033	161,900 - 161,900
05	57,424 - 59,146	86,997 - 89,606	108,928 - 112,195	150,034 - 154,534	161,900 - 161,900

Counties:

State of Alaska 02 0000 000

Locality Area: Alaska



Special Pay Tables

Report Run On: January 06, 2017

Page 6 of 293

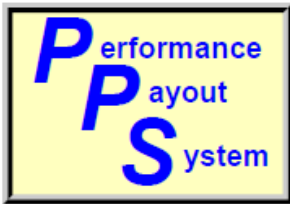
PPS: AK422A01 OPM: 422A PROFESSIONAL Path: ZP Effective:08-Jan-17
 Prev. Yr Rate: 0.2516 Curr. Yr Rate: 0.2713 Loc. Diff: 1.02 Gen. Inc. 1.00 Issued:28-Dec-16

Band:	I	II	III	IV	V
Gs Range:	1-6	7-10	11-12	13-14	15-15
Interval					
01	0 - 0	55,563 - 62,512	75,246 - 85,819	94,819 - 117,416	131,798 - 145,177
02	44,857 - 48,595	62,513 - 75,682	85,820 - 100,289	117,417 - 134,364	145,178 - 155,211
03	48,596 - 55,750	75,683 - 84,462	100,290 - 109,936	134,365 - 145,663	155,212 - 161,900
04	55,751 - 57,423	84,463 - 86,996	109,937 - 113,234	145,664 - 150,033	161,900 - 161,900
05	57,424 - 59,146	86,997 - 89,606	113,235 - 116,631	150,034 - 154,534	161,900 - 161,900

Counties:

State of Alaska 02 0000 000

Locality Area: Alaska



Special Pay Tables

Report Run On: January 06, 2017

Page 7 of 293

PPS: AK99AA01 OPM: 99AA PROFESSIONAL Path: ZP Effective:08-Jan-17
 Prev. Yr Rate: 0.2516 Curr. Yr Rate: 0.2713 Loc. Diff: 1.02 Gen. Inc. 1.00 Issued:28-Dec-16

Band:	I	II	III	IV	V
Gs Range:	1-6	7-10	11-12	13-14	15-15
Interval					
01	0 - 0	55,560 - 64,241	75,422 - 86,655	94,819 - 117,416	131,798 - 145,177
02	44,853 - 50,591	64,242 - 78,708	86,656 - 101,752	117,417 - 134,364	145,178 - 155,211
03	50,592 - 58,316	78,709 - 88,353	101,753 - 111,817	134,365 - 145,663	155,212 - 161,900
04	58,317 - 60,065	88,354 - 91,004	111,818 - 115,172	145,664 - 150,033	161,900 - 161,900
05	60,066 - 61,867	91,005 - 93,734	115,173 - 118,627	150,034 - 154,534	161,900 - 161,900

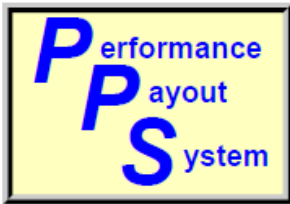
Series: 1550

2210

Counties:

State of Alaska 02 0000 000

Locality Area: Alaska



Special Pay Tables

Report Run On: January 06, 2017

Page 8 of 293

PPS: AKLEO OPM: LEO ADMINISTRATIVE Path: ZA Effective:08-Jan-17
 Prev. Yr Rate: 0.2516 Curr. Yr Rate: 0.2713 Loc. Diff: 1.02 Gen. Inc. 1.00 Issued:28-Dec-16

Band:	I	II	III	IV	V
Gs Range:	1-6	7-10	11-12	13-14	15-15
Interval					
01	23,552 - 39,452	50,947 - 64,187	66,526 - 83,030	94,819 - 117,415	131,798 - 145,174
02	39,453 - 51,377	64,188 - 74,117	83,031 - 95,408	117,416 - 134,362	145,175 - 155,206
03	51,378 - 59,335	74,118 - 80,740	95,409 - 103,663	134,363 - 145,663	155,207 - 161,900
04	59,336 - 61,115	80,741 - 83,162	103,664 - 106,773	145,664 - 150,033	161,900 - 161,900
05	61,116 - 62,948	83,163 - 85,657	106,774 - 109,976	150,034 - 154,534	161,900 - 161,900

Series: 1811

Locality Area: Alaska



Special Pay Tables

Report Run On: January 06, 2017

Page 9 of 293

PPS: AL030501 OPM: 0305 PROFESSIONAL Path: ZP Effective:08-Jan-17
 Prev. Yr Rate: 0.1449 Curr. Yr Rate: 0.1585 Loc. Diff: 1.01 Gen. Inc. 1.00 Issued:28-Dec-16

Band:	I	II	III	IV	V
Gs Range:	1-6	7-10	11-12	13-14	15-15
Interval					
01	0 - 0	40,963 - 54,640	60,623 - 75,664	86,406 - 106,998	120,104 - 136,119
02	33,305 - 42,044	54,641 - 64,898	75,665 - 86,945	106,999 - 122,443	136,120 - 148,130
03	42,045 - 47,925	64,899 - 71,737	86,946 - 94,465	122,444 - 132,739	148,131 - 156,138
04	47,926 - 49,363	71,738 - 73,889	94,466 - 97,299	132,740 - 136,721	156,139 - 160,822
05	49,364 - 50,844	73,890 - 76,106	97,300 - 100,218	136,722 - 140,823	160,823 - 161,900

Locality Area: Albany-Schenectady, NY



Special Pay Tables

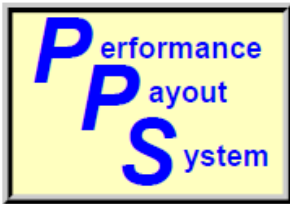
Report Run On: January 06, 2017

Page 10 of 293

PPS: AL041401 OPM: 0414 PROFESSIONAL Path: ZP Effective:08-Jan-17
 Prev. Yr Rate: 0.1449 Curr. Yr Rate: 0.1585 Loc. Diff: 1.01 Gen. Inc. 1.00 Issued:28-Dec-16

Band:	I	II	III	IV	V
Gs Range:	1-6	7-10	11-12	13-14	15-15
Interval					
01	0 - 0	45,970 - 54,640	60,623 - 75,664	86,406 - 106,998	120,104 - 136,119
02	37,113 - 42,044	54,641 - 64,898	75,665 - 86,945	106,999 - 122,443	136,120 - 148,130
03	42,045 - 47,925	64,899 - 71,737	86,946 - 94,465	122,444 - 132,739	148,131 - 156,138
04	47,926 - 49,363	71,738 - 73,889	94,466 - 97,299	132,740 - 136,721	156,139 - 160,822
05	49,364 - 50,844	73,890 - 76,106	97,300 - 100,218	136,722 - 140,823	160,823 - 161,900

Locality Area: Albany-Schenectady, NY



Special Pay Tables

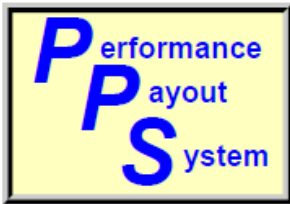
Report Run On: January 06, 2017

Page 11 of 293

PPS: AL042201 OPM: 0422 PROFESSIONAL Path: ZP Effective:08-Jan-17
 Prev. Yr Rate: 0.1449 Curr. Yr Rate: 0.1585 Loc. Diff: 1.01 Gen. Inc. 1.00 Issued:28-Dec-16

Band:	I	II	III	IV	V
Gs Range:	1-6	7-10	11-12	13-14	15-15
Interval					
01	0 - 0	45,970 - 54,640	61,049 - 75,664	86,406 - 106,998	120,104 - 136,119
02	37,113 - 42,044	54,641 - 64,898	75,665 - 86,945	106,999 - 122,443	136,120 - 148,130
03	42,045 - 47,925	64,899 - 71,737	86,946 - 94,465	122,444 - 132,739	148,131 - 156,138
04	47,926 - 49,363	71,738 - 73,889	94,466 - 97,299	132,740 - 136,721	156,139 - 160,822
05	49,364 - 50,844	73,890 - 76,106	97,300 - 100,218	136,722 - 140,823	160,823 - 161,900

Locality Area: Albany-Schenectady, NY



Special Pay Tables

Report Run On: January 06, 2017

Page 12 of 293

PPS: AL999B01 OPM: 999B PROFESSIONAL Path: ZP Effective:08-Jan-17
 Prev. Yr Rate: 0.1449 Curr. Yr Rate: 0.1585 Loc. Diff: 1.01 Gen. Inc. 1.00 Issued:28-Dec-16

Band:	I	II	III	IV	V
Gs Range:	1-6	7-10	11-12	13-14	15-15
Interval					
01	0 - 0	47,027 - 55,245	61,748 - 75,664	86,406 - 106,998	120,104 - 136,119
02	39,392 - 44,604	55,246 - 65,957	75,665 - 86,945	106,999 - 122,443	136,120 - 148,130
03	44,605 - 51,216	65,958 - 73,098	86,946 - 94,465	122,444 - 132,739	148,131 - 156,138
04	51,217 - 52,752	73,099 - 75,291	94,466 - 97,299	132,740 - 136,721	156,139 - 160,822
05	52,753 - 54,335	75,292 - 77,550	97,300 - 100,218	136,722 - 140,823	160,823 - 161,900

Series: 1550

2210

Locality Area: Albany-Schenectady, NY



Special Pay Tables

Report Run On: January 06, 2017

Page 13 of 293

PPS: AL999C01 OPM: 999C PROFESSIONAL Path: ZP Effective:08-Jan-17
 Prev. Yr Rate: 0.1449 Curr. Yr Rate: 0.1585 Loc. Diff: 1.01 Gen. Inc. 1.00 Issued:28-Dec-16

Band:	I	II	III	IV	V
Gs Range:	1-6	7-10	11-12	13-14	15-15
Interval					
01	0 - 0	47,735 - 55,245	62,795 - 75,664	86,406 - 106,998	120,104 - 136,119
02	39,963 - 45,181	55,246 - 65,957	75,665 - 86,945	106,999 - 122,443	136,120 - 148,130
03	45,182 - 51,958	65,958 - 73,098	86,946 - 94,465	122,444 - 132,739	148,131 - 156,138
04	51,959 - 53,517	73,099 - 75,291	94,466 - 97,299	132,740 - 136,721	156,139 - 160,822
05	53,518 - 55,123	75,292 - 77,550	97,300 - 100,218	136,722 - 140,823	160,823 - 161,900

Series: 1550

2210

Locality Area: Albany-Schenectady, NY



Special Pay Tables

Report Run On: January 06, 2017

Page 14 of 293

PPS: AL999D01 OPM: 999D PROFESSIONAL Path: ZP Effective:08-Jan-17
 Prev. Yr Rate: 0.1449 Curr. Yr Rate: 0.1585 Loc. Diff: 1.01 Gen. Inc. 1.00 Issued:28-Dec-16

Band:	I	II	III	IV	V
Gs Range:	1-6	7-10	11-12	13-14	15-15
Interval					
01	0 - 0	48,795 - 55,995	60,623 - 75,664	86,406 - 106,998	120,104 - 136,119
02	40,819 - 46,048	55,996 - 67,269	75,665 - 86,945	106,999 - 122,443	136,120 - 148,130
03	46,049 - 53,072	67,270 - 74,785	86,946 - 94,465	122,444 - 132,739	148,131 - 156,138
04	53,073 - 54,664	74,786 - 77,029	94,466 - 97,299	132,740 - 136,721	156,139 - 160,822
05	54,665 - 56,304	77,030 - 79,340	97,300 - 100,218	136,722 - 140,823	160,823 - 161,900

Series: 1550 2210

Locality Area: Albany-Schenectady, NY



Special Pay Tables

Report Run On: January 06, 2017

Page 15 of 293

PPS: AL999E01 OPM: 999E PROFESSIONAL Path: ZP Effective:08-Jan-17
 Prev. Yr Rate: 0.1449 Curr. Yr Rate: 0.1585 Loc. Diff: 1.01 Gen. Inc. 1.00 Issued:28-Dec-16

Band:	I	II	III	IV	V
Gs Range:	1-6	7-10	11-12	13-14	15-15
Interval					
01	0 - 0	49,503 - 56,495	60,623 - 75,664	86,406 - 106,998	120,104 - 136,119
02	41,390 - 46,625	56,496 - 68,143	75,665 - 86,945	106,999 - 122,443	136,120 - 148,130
03	46,626 - 53,814	68,144 - 75,909	86,946 - 94,465	122,444 - 132,739	148,131 - 156,138
04	53,815 - 55,428	75,910 - 78,186	94,466 - 97,299	132,740 - 136,721	156,139 - 160,822
05	55,429 - 57,091	78,187 - 80,532	97,300 - 100,218	136,722 - 140,823	160,823 - 161,900

Series: 1550 2210

Locality Area: Albany-Schenectady, NY



Special Pay Tables

Report Run On: January 06, 2017

Page 16 of 293

PPS: AL999F01 OPM: 999F PROFESSIONAL Path: ZP Effective:08-Jan-17
 Prev. Yr Rate: 0.1449 Curr. Yr Rate: 0.1585 Loc. Diff: 1.01 Gen. Inc. 1.00 Issued:28-Dec-16

Band:	I	II	III	IV	V
Gs Range:	1-6	7-10	11-12	13-14	15-15
Interval					
01	0 - 0	50,917 - 57,494	60,623 - 75,664	86,406 - 106,998	120,104 - 136,119
02	42,532 - 47,779	57,495 - 69,892	75,665 - 86,945	106,999 - 122,443	136,120 - 148,130
03	47,780 - 55,298	69,893 - 78,158	86,946 - 94,465	122,444 - 132,739	148,131 - 156,138
04	55,299 - 56,957	78,159 - 80,503	94,466 - 97,299	132,740 - 136,721	156,139 - 160,822
05	56,958 - 58,666	80,504 - 82,918	97,300 - 100,218	136,722 - 140,823	160,823 - 161,900

Series: 1550 2210

Locality Area: Albany-Schenectady, NY



Special Pay Tables

Report Run On: January 06, 2017

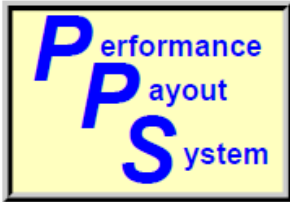
Page 17 of 293

PPS: ALLEO OPM: LEO ADMINISTRATIVE Path: ZA Effective:08-Jan-17
 Prev. Yr Rate: 0.1449 Curr. Yr Rate: 0.1585 Loc. Diff: 1.01 Gen. Inc. 1.00 Issued:28-Dec-16

Band:	I	II	III	IV	V
Gs Range:	1-6	7-10	11-12	13-14	15-15
Interval					
01	21,462 - 35,954	46,427 - 58,491	60,623 - 75,663	86,406 - 106,998	120,104 - 136,116
02	35,955 - 46,823	58,492 - 67,539	75,664 - 86,943	106,999 - 122,442	136,117 - 148,125
03	46,824 - 54,071	67,540 - 73,576	86,944 - 94,465	122,443 - 132,739	148,126 - 156,138
04	54,072 - 55,693	73,577 - 75,783	94,466 - 97,299	132,740 - 136,721	156,139 - 160,822
05	55,694 - 57,364	75,784 - 78,056	97,300 - 100,218	136,722 - 140,823	160,823 - 161,900

Series: 1811

Locality Area: Albany-Schenectady, NY



Special Pay Tables

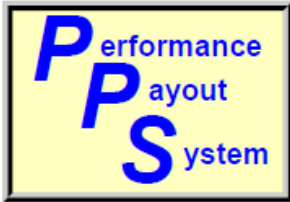
Report Run On: January 06, 2017

Page 18 of 293

PPS: AQ030501 OPM: 0305 PROFESSIONAL Path: ZP Effective:08-Jan-17
 Prev. Yr Rate: 0.1437 Curr. Yr Rate: 0.1536 Loc. Diff: 1.01 Gen. Inc. 1.00 Issued:28-Dec-16

Band:	I	II	III	IV	V
Gs Range:	1-6	7-10	11-12	13-14	15-15
Interval					
01	0 - 0	40,790 - 54,409	60,367 - 75,344	86,040 - 106,545	119,596 - 135,544
02	33,305 - 41,866	54,410 - 64,623	75,345 - 86,577	106,546 - 121,924	135,545 - 147,504
03	41,867 - 47,722	64,624 - 71,433	86,578 - 94,066	121,925 - 132,177	147,505 - 155,478
04	47,723 - 49,154	71,434 - 73,576	94,067 - 96,888	132,178 - 136,142	155,479 - 160,142
05	49,155 - 50,629	73,577 - 75,783	96,889 - 99,795	136,143 - 140,226	160,143 - 161,900

Locality Area: Albuquerque-Santa Fe-Las Vegas, NM



Special Pay Tables

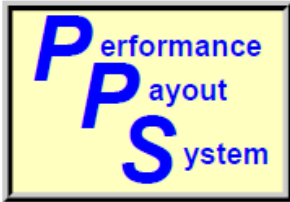
Report Run On: January 06, 2017

Page 19 of 293

PPS: AQ041401 OPM: 0414 PROFESSIONAL Path: ZP Effective:08-Jan-17
 Prev. Yr Rate: 0.1437 Curr. Yr Rate: 0.1536 Loc. Diff: 1.01 Gen. Inc. 1.00 Issued:28-Dec-16

Band:	I	II	III	IV	V
Gs Range:	1-6	7-10	11-12	13-14	15-15
Interval					
01	0 - 0	45,970 - 54,409	60,367 - 75,344	86,040 - 106,545	119,596 - 135,544
02	37,113 - 41,866	54,410 - 64,623	75,345 - 86,577	106,546 - 121,924	135,545 - 147,504
03	41,867 - 47,722	64,624 - 71,433	86,578 - 94,066	121,925 - 132,177	147,505 - 155,478
04	47,723 - 49,154	71,434 - 73,576	94,067 - 96,888	132,178 - 136,142	155,479 - 160,142
05	49,155 - 50,629	73,577 - 75,783	96,889 - 99,795	136,143 - 140,226	160,143 - 161,900

Locality Area: Albuquerque-Santa Fe-Las Vegas, NM



Special Pay Tables

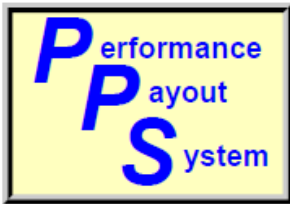
Report Run On: January 06, 2017

Page 20 of 293

PPS: AQ042201 OPM: 0422 PROFESSIONAL Path: ZP Effective:08-Jan-17
 Prev. Yr Rate: 0.1437 Curr. Yr Rate: 0.1536 Loc. Diff: 1.01 Gen. Inc. 1.00 Issued:28-Dec-16

Band:	I	II	III	IV	V
Gs Range:	1-6	7-10	11-12	13-14	15-15
Interval					
01	0 - 0	45,970 - 54,409	61,049 - 75,344	86,040 - 106,545	119,596 - 135,544
02	37,113 - 41,866	54,410 - 64,623	75,345 - 86,577	106,546 - 121,924	135,545 - 147,504
03	41,867 - 47,722	64,624 - 71,433	86,578 - 94,066	121,925 - 132,177	147,505 - 155,478
04	47,723 - 49,154	71,434 - 73,576	94,067 - 96,888	132,178 - 136,142	155,479 - 160,142
05	49,155 - 50,629	73,577 - 75,783	96,889 - 99,795	136,143 - 140,226	160,143 - 161,900

Locality Area: Albuquerque-Santa Fe-Las Vegas, NM



Special Pay Tables

Report Run On: January 06, 2017

Page 21 of 293

PPS: AQ999B01 OPM: 999B PROFESSIONAL Path: ZP Effective:08-Jan-17
 Prev. Yr Rate: 0.1437 Curr. Yr Rate: 0.1536 Loc. Diff: 1.01 Gen. Inc. 1.00 Issued:28-Dec-16

Band:	I	II	III	IV	V
Gs Range:	1-6	7-10	11-12	13-14	15-15
Interval					
01	0 - 0	47,027 - 55,149	61,748 - 75,344	86,040 - 106,545	119,596 - 135,544
02	39,392 - 44,584	55,150 - 65,918	75,345 - 86,577	106,546 - 121,924	135,545 - 147,504
03	44,585 - 51,216	65,919 - 73,098	86,578 - 94,066	121,925 - 132,177	147,505 - 155,478
04	51,217 - 52,752	73,099 - 75,291	94,067 - 96,888	132,178 - 136,142	155,479 - 160,142
05	52,753 - 54,335	75,292 - 77,550	96,889 - 99,795	136,143 - 140,226	160,143 - 161,900

Series: 1550

2210

Locality Area: Albuquerque-Santa Fe-Las Vegas, NM



Special Pay Tables

Report Run On: January 06, 2017

Page 22 of 293

PPS: AQ999C01 OPM: 999C PROFESSIONAL Path: ZP Effective:08-Jan-17
 Prev. Yr Rate: 0.1437 Curr. Yr Rate: 0.1536 Loc. Diff: 1.01 Gen. Inc. 1.00 Issued:28-Dec-16

Band:	I	II	III	IV	V
Gs Range:	1-6	7-10	11-12	13-14	15-15
Interval					
01	0 - 0	47,735 - 55,149	62,795 - 75,344	86,040 - 106,545	119,596 - 135,544
02	39,963 - 45,161	55,150 - 65,918	75,345 - 86,577	106,546 - 121,924	135,545 - 147,504
03	45,162 - 51,958	65,919 - 73,098	86,578 - 94,066	121,925 - 132,177	147,505 - 155,478
04	51,959 - 53,517	73,099 - 75,291	94,067 - 96,888	132,178 - 136,142	155,479 - 160,142
05	53,518 - 55,123	75,292 - 77,550	96,889 - 99,795	136,143 - 140,226	160,143 - 161,900

Series: 1550

2210

Locality Area: Albuquerque-Santa Fe-Las Vegas, NM



Special Pay Tables

Report Run On: January 06, 2017

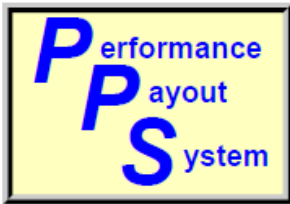
Page 23 of 293

PPS: AQ999D01 OPM: 999D PROFESSIONAL Path: ZP Effective:08-Jan-17
 Prev. Yr Rate: 0.1437 Curr. Yr Rate: 0.1536 Loc. Diff: 1.01 Gen. Inc. 1.00 Issued:28-Dec-16

Band:	I	II	III	IV	V
Gs Range:	1-6	7-10	11-12	13-14	15-15
Interval					
01	0 - 0	48,795 - 55,899	60,367 - 75,344	86,040 - 106,545	119,596 - 135,544
02	40,819 - 46,028	55,900 - 67,231	75,345 - 86,577	106,546 - 121,924	135,545 - 147,504
03	46,029 - 53,072	67,232 - 74,785	86,578 - 94,066	121,925 - 132,177	147,505 - 155,478
04	53,073 - 54,664	74,786 - 77,029	94,067 - 96,888	132,178 - 136,142	155,479 - 160,142
05	54,665 - 56,304	77,030 - 79,340	96,889 - 99,795	136,143 - 140,226	160,143 - 161,900

Series: 1550 2210

Locality Area: Albuquerque-Santa Fe-Las Vegas, NM



Special Pay Tables

Report Run On: January 06, 2017

Page 24 of 293

PPS: AQ999E01 OPM: 999E PROFESSIONAL Path: ZP Effective:08-Jan-17
 Prev. Yr Rate: 0.1437 Curr. Yr Rate: 0.1536 Loc. Diff: 1.01 Gen. Inc. 1.00 Issued:28-Dec-16

Band:	I	II	III	IV	V
Gs Range:	1-6	7-10	11-12	13-14	15-15
Interval					
01	0 - 0	49,503 - 56,398	60,367 - 75,344	86,040 - 106,545	119,596 - 135,544
02	41,390 - 46,605	56,399 - 68,105	75,345 - 86,577	106,546 - 121,924	135,545 - 147,504
03	46,606 - 53,814	68,106 - 75,909	86,578 - 94,066	121,925 - 132,177	147,505 - 155,478
04	53,815 - 55,428	75,910 - 78,186	94,067 - 96,888	132,178 - 136,142	155,479 - 160,142
05	55,429 - 57,091	78,187 - 80,532	96,889 - 99,795	136,143 - 140,226	160,143 - 161,900

Series: 1550 2210

Locality Area: Albuquerque-Santa Fe-Las Vegas, NM



Special Pay Tables

Report Run On: January 06, 2017

Page 25 of 293

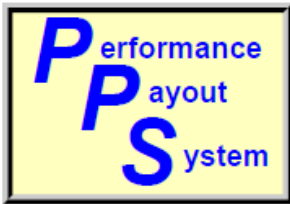
PPS: AQ999F01 OPM: 999F PROFESSIONAL Path: ZP Effective:08-Jan-17
 Prev. Yr Rate: 0.1437 Curr. Yr Rate: 0.1536 Loc. Diff: 1.01 Gen. Inc. 1.00 Issued:28-Dec-16

Band:	I	II	III	IV	V
Gs Range:	1-6	7-10	11-12	13-14	15-15
Interval					
01	0 - 0	50,917 - 57,398	60,367 - 75,344	86,040 - 106,545	119,596 - 135,544
02	42,532 - 47,759	57,399 - 69,854	75,345 - 86,577	106,546 - 121,924	135,545 - 147,504
03	47,760 - 55,298	69,855 - 78,158	86,578 - 94,066	121,925 - 132,177	147,505 - 155,478
04	55,299 - 56,957	78,159 - 80,503	94,067 - 96,888	132,178 - 136,142	155,479 - 160,142
05	56,958 - 58,666	80,504 - 82,918	96,889 - 99,795	136,143 - 140,226	160,143 - 161,900

Series: 1550

2210

Locality Area: Albuquerque-Santa Fe-Las Vegas, NM



Special Pay Tables

Report Run On: January 06, 2017

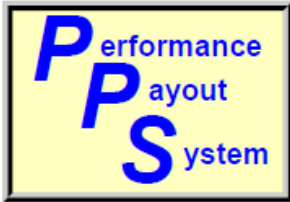
Page 26 of 293

PPS: AQLEO OPM: LEO ADMINISTRATIVE Path: ZA Effective:08-Jan-17
 Prev. Yr Rate: 0.1437 Curr. Yr Rate: 0.1536 Loc. Diff: 1.01 Gen. Inc. 1.00 Issued:28-Dec-16

Band:	I	II	III	IV	V
Gs Range:	1-6	7-10	11-12	13-14	15-15
Interval					
01	21,372 - 35,800	46,231 - 58,243	60,367 - 75,343	86,040 - 106,544	119,596 - 135,540
02	35,801 - 46,621	58,244 - 67,252	75,344 - 86,575	106,545 - 121,922	135,541 - 147,498
03	46,622 - 53,842	67,253 - 73,265	86,576 - 94,066	121,923 - 132,177	147,499 - 155,478
04	53,843 - 55,457	73,266 - 75,463	94,067 - 96,888	132,178 - 136,142	155,479 - 160,142
05	55,458 - 57,121	75,464 - 77,727	96,889 - 99,795	136,143 - 140,226	160,143 - 161,900

Series: 1811

Locality Area: Albuquerque-Santa Fe-Las Vegas, NM



Special Pay Tables

Report Run On: January 06, 2017

Page 27 of 293

PPS: ATL007203 OPM: 0072 CLERICAL AND SUPPORT Path: ZS Effective:08-Jan-17
 Prev. Yr Rate: 0.1958 Curr. Yr Rate: 0.2070 Loc. Diff: 1.01 Gen. Inc. 1.00 Issued:28-Dec-16

Band:	I	II	III	IV	V
Gs Range:	1-2	3-4	5-6	7-8	9-10
Interval					
01	26,213 - 26,761	29,549 - 33,030	34,454 - 41,333	42,678 - 51,017	52,204 - 62,220
02	26,762 - 30,061	33,031 - 37,229	41,334 - 46,492	51,018 - 57,271	62,221 - 69,732
03	30,062 - 32,261	37,230 - 40,029	46,493 - 49,931	57,272 - 61,441	69,733 - 74,740
04	32,262 - 33,229	40,030 - 41,230	49,932 - 51,429	61,442 - 63,284	74,741 - 76,982
05	33,230 - 34,226	41,231 - 42,467	51,430 - 52,972	63,285 - 65,183	76,983 - 79,291

Counties: Cobb Co. GA 13 0000 067 Clayton Co. GA 13 0000 063 DeKalb Co. GA 13 0000 089
 Fulton Co. GA 13 0000 121 Douglas Co. GA 13 0000 097 Gwinnett Co. GA 13 0000 135
 Rockdale Co. GA 13 0000 247

Locality Area: Atlanta--Athens-Clarke County--Sandy Springs, GA-AL



Special Pay Tables

Report Run On: January 06, 2017

Page 28 of 293

PPS: ATL041401 OPM: 0414 PROFESSIONAL Path: ZP Effective:08-Jan-17
 Prev. Yr Rate: 0.1958 Curr. Yr Rate: 0.2070 Loc. Diff: 1.01 Gen. Inc. 1.00 Issued:28-Dec-16

Band:	I	II	III	IV	V
Gs Range:	1-6	7-10	11-12	13-14	15-15
Interval					
01	0 - 0	45,970 - 56,928	63,161 - 78,832	90,023 - 111,478	125,132 - 141,473
02	37,113 - 43,804	56,929 - 67,615	78,833 - 90,585	111,479 - 127,569	141,474 - 153,729
03	43,805 - 49,931	67,616 - 74,740	90,586 - 98,420	127,570 - 138,296	153,730 - 161,900
04	49,932 - 51,429	74,741 - 76,982	98,421 - 101,373	138,297 - 142,445	161,900 - 161,900
05	51,430 - 52,972	76,983 - 79,291	101,374 - 104,414	142,446 - 146,718	161,900 - 161,900

Locality Area: Atlanta--Athens-Clarke County--Sandy Springs, GA-AL



Special Pay Tables

Report Run On: January 06, 2017

Page 29 of 293

PPS: ATL042201 OPM: 0422 PROFESSIONAL Path: ZP Effective:08-Jan-17
 Prev. Yr Rate: 0.1958 Curr. Yr Rate: 0.2070 Loc. Diff: 1.01 Gen. Inc. 1.00 Issued:28-Dec-16

Band:	I	II	III	IV	V
Gs Range:	1-6	7-10	11-12	13-14	15-15
Interval					
01	0 - 0	45,970 - 56,928	63,161 - 78,832	90,023 - 111,478	125,132 - 141,473
02	37,113 - 43,804	56,929 - 67,615	78,833 - 90,585	111,479 - 127,569	141,474 - 153,729
03	43,805 - 49,931	67,616 - 74,740	90,586 - 98,420	127,570 - 138,296	153,730 - 161,900
04	49,932 - 51,429	74,741 - 76,982	98,421 - 101,373	138,297 - 142,445	161,900 - 161,900
05	51,430 - 52,972	76,983 - 79,291	101,374 - 104,414	142,446 - 146,718	161,900 - 161,900

Locality Area: Atlanta--Athens-Clarke County--Sandy Springs, GA-AL



Special Pay Tables

Report Run On: January 06, 2017

Page 30 of 293

PPS: ATL999B01 OPM: 999B PROFESSIONAL Path: ZP Effective:08-Jan-17
 Prev. Yr Rate: 0.1958 Curr. Yr Rate: 0.2070 Loc. Diff: 1.01 Gen. Inc. 1.00 Issued:28-Dec-16

Band:	I	II	III	IV	V
Gs Range:	1-6	7-10	11-12	13-14	15-15
Interval					
01	0 - 0	47,027 - 56,928	63,161 - 78,832	90,023 - 111,478	125,132 - 141,473
02	39,392 - 44,804	56,929 - 67,615	78,833 - 90,585	111,479 - 127,569	141,474 - 153,729
03	44,805 - 51,216	67,616 - 74,740	90,586 - 98,420	127,570 - 138,296	153,730 - 161,900
04	51,217 - 52,752	74,741 - 76,982	98,421 - 101,373	138,297 - 142,445	161,900 - 161,900
05	52,753 - 54,335	76,983 - 79,291	101,374 - 104,414	142,446 - 146,718	161,900 - 161,900

Series: 1550

2210

Locality Area: Atlanta--Athens-Clarke County--Sandy Springs, GA-AL



Special Pay Tables

Report Run On: January 06, 2017

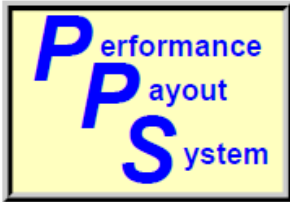
Page 31 of 293

PPS: ATLEO OPM: LEO ADMINISTRATIVE Path: ZA Effective:08-Jan-17
 Prev. Yr Rate: 0.1958 Curr. Yr Rate: 0.2070 Loc. Diff: 1.01 Gen. Inc. 1.00 Issued:28-Dec-16

Band:	I	II	III	IV	V
Gs Range:	1-6	7-10	11-12	13-14	15-15
Interval					
01	22,361 - 37,457	48,371 - 60,939	63,161 - 78,829	90,023 - 111,475	125,132 - 141,472
02	37,458 - 48,779	60,940 - 70,365	78,830 - 90,580	111,476 - 127,564	141,473 - 153,727
03	48,780 - 56,334	70,366 - 76,657	90,581 - 98,420	127,565 - 138,296	153,728 - 161,900
04	56,335 - 58,024	76,658 - 78,957	98,421 - 101,373	138,297 - 142,445	161,900 - 161,900
05	58,025 - 59,765	78,958 - 81,326	101,374 - 104,414	142,446 - 146,718	161,900 - 161,900

Series: 1811

Locality Area: Atlanta--Athens-Clarke County--Sandy Springs, GA-AL



Special Pay Tables

Report Run On: January 06, 2017

Page 32 of 293

PPS: AU030501 OPM: 0305 PROFESSIONAL Path: ZP Effective:08-Jan-17
 Prev. Yr Rate: 0.1451 Curr. Yr Rate: 0.1597 Loc. Diff: 1.01 Gen. Inc. 1.00 Issued:28-Dec-16

Band:	I	II	III	IV	V
Gs Range:	1-6	7-10	11-12	13-14	15-15
Interval					
01	0 - 0	41,006 - 54,697	60,686 - 75,742	86,495 - 107,109	120,228 - 136,260
02	33,305 - 42,088	54,698 - 64,965	75,743 - 87,035	107,110 - 122,569	136,261 - 148,284
03	42,089 - 47,974	64,966 - 71,811	87,036 - 94,563	122,570 - 132,876	148,285 - 156,300
04	47,975 - 49,413	71,812 - 73,965	94,564 - 97,400	132,877 - 136,862	156,301 - 160,989
05	49,414 - 50,895	73,966 - 76,184	97,401 - 100,322	136,863 - 140,968	160,990 - 161,900

Locality Area: Austin-Round Rock, TX



Special Pay Tables

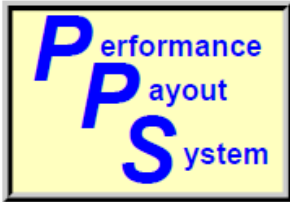
Report Run On: January 06, 2017

Page 33 of 293

PPS: AU041401 OPM: 0414 PROFESSIONAL Path: ZP Effective:08-Jan-17
 Prev. Yr Rate: 0.1451 Curr. Yr Rate: 0.1597 Loc. Diff: 1.01 Gen. Inc. 1.00 Issued:28-Dec-16

Band:	I	II	III	IV	V
Gs Range:	1-6	7-10	11-12	13-14	15-15
Interval					
01	0 - 0	45,970 - 54,697	60,686 - 75,742	86,495 - 107,109	120,228 - 136,260
02	37,113 - 42,088	54,698 - 64,965	75,743 - 87,035	107,110 - 122,569	136,261 - 148,284
03	42,089 - 47,974	64,966 - 71,811	87,036 - 94,563	122,570 - 132,876	148,285 - 156,300
04	47,975 - 49,413	71,812 - 73,965	94,564 - 97,400	132,877 - 136,862	156,301 - 160,989
05	49,414 - 50,895	73,966 - 76,184	97,401 - 100,322	136,863 - 140,968	160,990 - 161,900

Locality Area: Austin-Round Rock, TX



Special Pay Tables

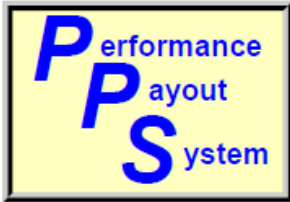
Report Run On: January 06, 2017

Page 34 of 293

PPS: AU042201 OPM: 0422 PROFESSIONAL Path: ZP Effective:08-Jan-17
 Prev. Yr Rate: 0.1451 Curr. Yr Rate: 0.1597 Loc. Diff: 1.01 Gen. Inc. 1.00 Issued:28-Dec-16

Band:	I	II	III	IV	V
Gs Range:	1-6	7-10	11-12	13-14	15-15
Interval					
01	0 - 0	45,970 - 54,697	61,049 - 75,742	86,495 - 107,109	120,228 - 136,260
02	37,113 - 42,088	54,698 - 64,965	75,743 - 87,035	107,110 - 122,569	136,261 - 148,284
03	42,089 - 47,974	64,966 - 71,811	87,036 - 94,563	122,570 - 132,876	148,285 - 156,300
04	47,975 - 49,413	71,812 - 73,965	94,564 - 97,400	132,877 - 136,862	156,301 - 160,989
05	49,414 - 50,895	73,966 - 76,184	97,401 - 100,322	136,863 - 140,968	160,990 - 161,900

Locality Area: Austin-Round Rock, TX



Special Pay Tables

Report Run On: January 06, 2017

Page 35 of 293

PPS: AU999B01 OPM: 999B PROFESSIONAL Path: ZP Effective:08-Jan-17
 Prev. Yr Rate: 0.1451 Curr. Yr Rate: 0.1597 Loc. Diff: 1.01 Gen. Inc. 1.00 Issued:28-Dec-16

Band:	I	II	III	IV	V
Gs Range:	1-6	7-10	11-12	13-14	15-15
Interval					
01	0 - 0	47,027 - 55,269	61,748 - 75,742	86,495 - 107,109	120,228 - 136,260
02	39,392 - 44,609	55,270 - 65,966	75,743 - 87,035	107,110 - 122,569	136,261 - 148,284
03	44,610 - 51,216	65,967 - 73,098	87,036 - 94,563	122,570 - 132,876	148,285 - 156,300
04	51,217 - 52,752	73,099 - 75,291	94,564 - 97,400	132,877 - 136,862	156,301 - 160,989
05	52,753 - 54,335	75,292 - 77,550	97,401 - 100,322	136,863 - 140,968	160,990 - 161,900

Series: 1550

2210

Locality Area: Austin-Round Rock, TX



Special Pay Tables

Report Run On: January 06, 2017

Page 36 of 293

PPS: AU999C01 OPM: 999C PROFESSIONAL Path: ZP Effective:08-Jan-17
 Prev. Yr Rate: 0.1451 Curr. Yr Rate: 0.1597 Loc. Diff: 1.01 Gen. Inc. 1.00 Issued:28-Dec-16

Band:	I	II	III	IV	V
Gs Range:	1-6	7-10	11-12	13-14	15-15
Interval					
01	0 - 0	47,735 - 55,269	62,795 - 75,742	86,495 - 107,109	120,228 - 136,260
02	39,963 - 45,186	55,270 - 65,966	75,743 - 87,035	107,110 - 122,569	136,261 - 148,284
03	45,187 - 51,958	65,967 - 73,098	87,036 - 94,563	122,570 - 132,876	148,285 - 156,300
04	51,959 - 53,517	73,099 - 75,291	94,564 - 97,400	132,877 - 136,862	156,301 - 160,989
05	53,518 - 55,123	75,292 - 77,550	97,401 - 100,322	136,863 - 140,968	160,990 - 161,900

Series: 1550

2210

Locality Area: Austin-Round Rock, TX



Special Pay Tables

Report Run On: January 06, 2017

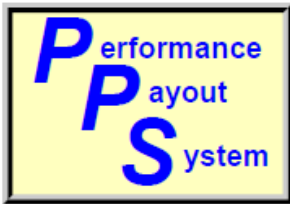
Page 37 of 293

PPS: AU999D01 OPM: 999D PROFESSIONAL Path: ZP Effective:08-Jan-17
 Prev. Yr Rate: 0.1451 Curr. Yr Rate: 0.1597 Loc. Diff: 1.01 Gen. Inc. 1.00 Issued:28-Dec-16

Band:	I	II	III	IV	V
Gs Range:	1-6	7-10	11-12	13-14	15-15
Interval					
01	0 - 0	48,795 - 56,019	60,686 - 75,742	86,495 - 107,109	120,228 - 136,260
02	40,819 - 46,053	56,020 - 67,279	75,743 - 87,035	107,110 - 122,569	136,261 - 148,284
03	46,054 - 53,072	67,280 - 74,785	87,036 - 94,563	122,570 - 132,876	148,285 - 156,300
04	53,073 - 54,664	74,786 - 77,029	94,564 - 97,400	132,877 - 136,862	156,301 - 160,989
05	54,665 - 56,304	77,030 - 79,340	97,401 - 100,322	136,863 - 140,968	160,990 - 161,900

Series: 1550 2210

Locality Area: Austin-Round Rock, TX



Special Pay Tables

Report Run On: January 06, 2017

Page 38 of 293

PPS: AU999E01 OPM: 999E PROFESSIONAL Path: ZP Effective:08-Jan-17
 Prev. Yr Rate: 0.1451 Curr. Yr Rate: 0.1597 Loc. Diff: 1.01 Gen. Inc. 1.00 Issued:28-Dec-16

Band:	I	II	III	IV	V
Gs Range:	1-6	7-10	11-12	13-14	15-15
Interval					
01	0 - 0	49,503 - 56,518	60,686 - 75,742	86,495 - 107,109	120,228 - 136,260
02	41,390 - 46,630	56,519 - 68,153	75,743 - 87,035	107,110 - 122,569	136,261 - 148,284
03	46,631 - 53,814	68,154 - 75,909	87,036 - 94,563	122,570 - 132,876	148,285 - 156,300
04	53,815 - 55,428	75,910 - 78,186	94,564 - 97,400	132,877 - 136,862	156,301 - 160,989
05	55,429 - 57,091	78,187 - 80,532	97,401 - 100,322	136,863 - 140,968	160,990 - 161,900

Series: 1550 2210

Locality Area: Austin-Round Rock, TX



Special Pay Tables

Report Run On: January 06, 2017

Page 39 of 293

PPS: AU999F01 OPM: 999F PROFESSIONAL Path: ZP Effective:08-Jan-17
 Prev. Yr Rate: 0.1451 Curr. Yr Rate: 0.1597 Loc. Diff: 1.01 Gen. Inc. 1.00 Issued:28-Dec-16

Band:	I	II	III	IV	V
Gs Range:	1-6	7-10	11-12	13-14	15-15
Interval					
01	0 - 0	50,917 - 57,518	60,686 - 75,742	86,495 - 107,109	120,228 - 136,260
02	42,532 - 47,784	57,519 - 69,902	75,743 - 87,035	107,110 - 122,569	136,261 - 148,284
03	47,785 - 55,298	69,903 - 78,158	87,036 - 94,563	122,570 - 132,876	148,285 - 156,300
04	55,299 - 56,957	78,159 - 80,503	94,564 - 97,400	132,877 - 136,862	156,301 - 160,989
05	56,958 - 58,666	80,504 - 82,918	97,401 - 100,322	136,863 - 140,968	160,990 - 161,900

Series: 1550

2210

Locality Area: Austin-Round Rock, TX



Special Pay Tables

Report Run On: January 06, 2017

Page 40 of 293

PPS: AULEO OPM: LEO ADMINISTRATIVE Path: ZA Effective:08-Jan-17
 Prev. Yr Rate: 0.1451 Curr. Yr Rate: 0.1597 Loc. Diff: 1.01 Gen. Inc. 1.00 Issued:28-Dec-16

Band:	I	II	III	IV	V
Gs Range:	1-6	7-10	11-12	13-14	15-15
Interval					
01	21,485 - 35,989	46,475 - 58,551	60,686 - 75,742	86,495 - 107,107	120,228 - 136,260
02	35,990 - 46,867	58,552 - 67,608	75,743 - 87,034	107,108 - 122,566	136,261 - 148,284
03	46,868 - 54,127	67,609 - 73,653	87,035 - 94,563	122,567 - 132,876	148,285 - 156,300
04	54,128 - 55,751	73,654 - 75,863	94,564 - 97,400	132,877 - 136,862	156,301 - 160,989
05	55,752 - 57,424	75,864 - 78,139	97,401 - 100,322	136,863 - 140,968	160,990 - 161,900

Series: 1811

Locality Area: Austin-Round Rock, TX



Special Pay Tables

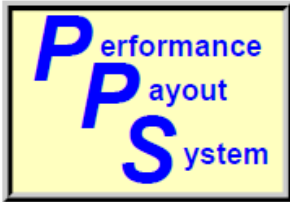
Report Run On: January 06, 2017

Page 41 of 293

PPS: BOS041401 OPM: 0414 PROFESSIONAL Path: ZP Effective:08-Jan-17
 Prev. Yr Rate: 0.2519 Curr. Yr Rate: 0.2673 Loc. Diff: 1.01 Gen. Inc. 1.00 Issued:28-Dec-16

Band:	I	II	III	IV	V
Gs Range:	1-6	7-10	11-12	13-14	15-15
Interval					
01	0 - 0	45,970 - 59,772	66,317 - 82,770	94,520 - 117,047	131,384 - 144,947
02	37,113 - 45,993	59,773 - 70,993	82,771 - 95,110	117,048 - 133,942	144,948 - 155,119
03	45,994 - 52,426	70,994 - 78,474	95,111 - 103,337	133,943 - 145,205	155,120 - 161,900
04	52,427 - 53,999	78,475 - 80,828	103,338 - 106,437	145,206 - 149,561	161,900 - 161,900
05	54,000 - 55,619	80,829 - 83,253	106,438 - 109,630	149,562 - 154,048	161,900 - 161,900

Locality Area: Boston-Worcester-Providence, MA-RI-NH-CT-ME



Special Pay Tables

Report Run On: January 06, 2017

Page 42 of 293

PPS: BOS042201 OPM: 0422

PROFESSIONAL

Path: ZP

Effective:08-Jan-17

Prev. Yr Rate: 0.2519

Curr. Yr Rate: 0.2673

Loc. Diff: 1.01

Gen. Inc.1.00

Issued:28-Dec-16

Band:	I	II	III	IV	V
Gs Range:	1-6	7-10	11-12	13-14	15-15
Interval					
01	0 - 0	45,970 - 59,772	66,317 - 82,770	94,520 - 117,047	131,384 - 144,947
02	37,113 - 45,993	59,773 - 70,993	82,771 - 95,110	117,048 - 133,942	144,948 - 155,119
03	45,994 - 52,426	70,994 - 78,474	95,111 - 103,337	133,943 - 145,205	155,120 - 161,900
04	52,427 - 53,999	78,475 - 80,828	103,338 - 106,437	145,206 - 149,561	161,900 - 161,900
05	54,000 - 55,619	80,829 - 83,253	106,438 - 109,630	149,562 - 154,048	161,900 - 161,900

Locality Area: Boston-Worcester-Providence, MA-RI-NH-CT-ME



Special Pay Tables

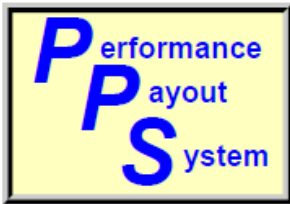
Report Run On: January 06, 2017

Page 43 of 293

PPS: BOS983C03 OPM: 983C CLERICAL AND SUPPORT Path: ZS Effective:08-Jan-17
 Prev. Yr Rate: 0.2519 Curr. Yr Rate: 0.2673 Loc. Diff: 1.01 Gen. Inc. 1.00 Issued:28-Dec-16

Band:	I	II	III	IV	V
Gs Range:	1-2	3-4	5-6	7-8	9-10
Interval					
01	23,478 - 27,808	34,954 - 36,194	39,107 - 45,286	48,442 - 54,758	54,929 - 65,328
02	27,809 - 31,055	36,195 - 41,739	45,287 - 52,119	54,759 - 62,219	65,329 - 73,216
03	31,056 - 33,220	41,740 - 45,435	52,120 - 56,674	62,220 - 67,193	73,217 - 78,474
04	33,221 - 34,217	45,436 - 46,798	56,675 - 58,374	67,194 - 69,209	78,475 - 80,828
05	34,218 - 35,244	46,799 - 48,202	58,375 - 60,125	69,210 - 71,285	80,829 - 83,253

Locality Area: Boston-Worcester-Providence, MA-RI-NH-CT-ME



Special Pay Tables

Report Run On: January 06, 2017

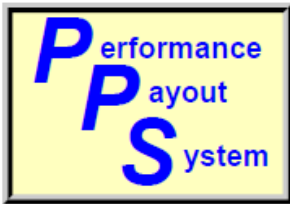
Page 44 of 293

PPS: BOS999D01 OPM: 999D PROFESSIONAL Path: ZP Effective:08-Jan-17
 Prev. Yr Rate: 0.2519 Curr. Yr Rate: 0.2673 Loc. Diff: 1.01 Gen. Inc. 1.00 Issued:28-Dec-16

Band:	I	II	III	IV	V
Gs Range:	1-6	7-10	11-12	13-14	15-15
Interval					
01	0 - 0	48,795 - 59,772	66,317 - 82,770	94,520 - 117,047	131,384 - 144,947
02	40,819 - 46,496	59,773 - 70,993	82,771 - 95,110	117,048 - 133,942	144,948 - 155,119
03	46,497 - 53,072	70,994 - 78,474	95,111 - 103,337	133,943 - 145,205	155,120 - 161,900
04	53,073 - 54,664	78,475 - 80,828	103,338 - 106,437	145,206 - 149,561	161,900 - 161,900
05	54,665 - 56,304	80,829 - 83,253	106,438 - 109,630	149,562 - 154,048	161,900 - 161,900

Series: 1550 2210

Locality Area: Boston-Worcester-Providence, MA-RI-NH-CT-ME



Special Pay Tables

Report Run On: January 06, 2017

Page 45 of 293

PPS: BOSLEO OPM: LEO ADMINISTRATIVE Path: ZA Effective:08-Jan-17
 Prev. Yr Rate: 0.2519 Curr. Yr Rate: 0.2673 Loc. Diff: 1.01 Gen. Inc. 1.00 Issued:28-Dec-16

Band:	I	II	III	IV	V
Gs Range:	1-6	7-10	11-12	13-14	15-15
Interval					
01	23,478 - 39,330	50,787 - 63,983	66,317 - 82,769	94,520 - 117,044	131,384 - 144,944
02	39,331 - 51,219	63,984 - 73,880	82,770 - 95,108	117,045 - 133,937	144,945 - 155,114
03	51,220 - 59,149	73,881 - 80,486	95,109 - 103,337	133,938 - 145,205	155,115 - 161,900
04	59,150 - 60,923	80,487 - 82,901	103,338 - 106,437	145,206 - 149,561	161,900 - 161,900
05	60,924 - 62,751	82,902 - 85,388	106,438 - 109,630	149,562 - 154,048	161,900 - 161,900

Series: 1811

Locality Area: Boston-Worcester-Providence, MA-RI-NH-CT-ME



Special Pay Tables

Report Run On: January 06, 2017

Page 46 of 293

PPS: BU041401 OPM: 0414 PROFESSIONAL Path: ZP Effective:08-Jan-17
 Prev. Yr Rate: 0.1731 Curr. Yr Rate: 0.1866 Loc. Diff: 1.01 Gen. Inc. 1.00 Issued:28-Dec-16

Band:	I	II	III	IV	V
Gs Range:	1-6	7-10	11-12	13-14	15-15
Interval					
01	0 - 0	45,970 - 55,966	62,094 - 77,500	88,501 - 109,593	123,017 - 139,421
02	37,113 - 43,064	55,967 - 66,473	77,501 - 89,054	109,594 - 125,412	139,422 - 151,723
03	43,065 - 49,087	66,474 - 73,477	89,055 - 96,757	125,413 - 135,958	151,724 - 159,925
04	49,088 - 50,560	73,478 - 75,681	96,758 - 99,660	135,959 - 140,037	159,926 - 161,900
05	50,561 - 52,077	75,682 - 77,951	99,661 - 102,650	140,038 - 144,238	161,900 - 161,900

Locality Area: Buffalo-Cheektowaga, NY



Special Pay Tables

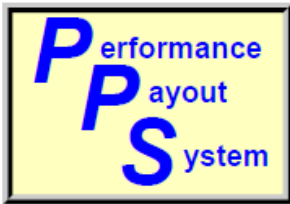
Report Run On: January 06, 2017

Page 47 of 293

PPS: BU042201 OPM: 0422 PROFESSIONAL Path: ZP Effective:08-Jan-17
 Prev. Yr Rate: 0.1731 Curr. Yr Rate: 0.1866 Loc. Diff: 1.01 Gen. Inc. 1.00 Issued:28-Dec-16

Band:	I	II	III	IV	V
Gs Range:	1-6	7-10	11-12	13-14	15-15
Interval					
01	0 - 0	45,970 - 55,966	62,094 - 77,500	88,501 - 109,593	123,017 - 139,421
02	37,113 - 43,064	55,967 - 66,473	77,501 - 89,054	109,594 - 125,412	139,422 - 151,723
03	43,065 - 49,087	66,474 - 73,477	89,055 - 96,757	125,413 - 135,958	151,724 - 159,925
04	49,088 - 50,560	73,478 - 75,681	96,758 - 99,660	135,959 - 140,037	159,926 - 161,900
05	50,561 - 52,077	75,682 - 77,951	99,661 - 102,650	140,038 - 144,238	161,900 - 161,900

Locality Area: Buffalo-Cheektowaga, NY



Special Pay Tables

Report Run On: January 06, 2017

Page 48 of 293

PPS: BU999B01 OPM: 999B PROFESSIONAL Path: ZP Effective:08-Jan-17
 Prev. Yr Rate: 0.1731 Curr. Yr Rate: 0.1866 Loc. Diff: 1.01 Gen. Inc. 1.00 Issued:28-Dec-16

Band:	I	II	III	IV	V
Gs Range:	1-6	7-10	11-12	13-14	15-15
Interval					
01	0 - 0	47,027 - 55,966	62,094 - 77,500	88,501 - 109,593	123,017 - 139,421
02	39,392 - 44,720	55,967 - 66,473	77,501 - 89,054	109,594 - 125,412	139,422 - 151,723
03	44,721 - 51,216	66,474 - 73,477	89,055 - 96,757	125,413 - 135,958	151,724 - 159,925
04	51,217 - 52,752	73,478 - 75,681	96,758 - 99,660	135,959 - 140,037	159,926 - 161,900
05	52,753 - 54,335	75,682 - 77,951	99,661 - 102,650	140,038 - 144,238	161,900 - 161,900

Series: 1550 2210

Locality Area: Buffalo-Cheektowaga, NY



Special Pay Tables

Report Run On: January 06, 2017

Page 49 of 293

PPS: BULEO OPM: LEO ADMINISTRATIVE Path: ZA Effective:08-Jan-17
 Prev. Yr Rate: 0.1731 Curr. Yr Rate: 0.1866 Loc. Diff: 1.01 Gen. Inc. 1.00 Issued:28-Dec-16

Band:	I	II	III	IV	V
Gs Range:	1-6	7-10	11-12	13-14	15-15
Interval					
01	21,983 - 36,827	47,553 - 59,909	62,094 - 77,498	88,501 - 109,593	123,017 - 139,417
02	36,828 - 47,960	59,910 - 69,176	77,499 - 89,051	109,594 - 125,412	139,418 - 151,717
03	47,961 - 55,382	69,177 - 75,361	89,052 - 96,757	125,413 - 135,958	151,718 - 159,925
04	55,383 - 57,043	75,362 - 77,622	96,758 - 99,660	135,959 - 140,037	159,926 - 161,900
05	57,044 - 58,754	77,623 - 79,951	99,661 - 102,650	140,038 - 144,238	161,900 - 161,900

Series: 1811

Locality Area: Buffalo-Cheektowaga, NY



Special Pay Tables

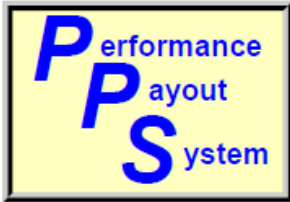
Report Run On: January 06, 2017

Page 50 of 293

PPS: CHI041401 OPM: 0414 PROFESSIONAL Path: ZP Effective:08-Jan-17
 Prev. Yr Rate: 0.2544 Curr. Yr Rate: 0.2685 Loc. Diff: 1.01 Gen. Inc. 1.00 Issued:28-Dec-16

Band:	I	II	III	IV	V
Gs Range:	1-6	7-10	11-12	13-14	15-15
Interval					
01	0 - 0	45,970 - 59,829	66,379 - 82,848	94,610 - 117,158	131,508 - 145,016
02	37,113 - 46,036	59,830 - 71,060	82,849 - 95,200	117,159 - 134,068	145,017 - 155,146
03	46,037 - 52,475	71,061 - 78,548	95,201 - 103,435	134,069 - 145,342	155,147 - 161,900
04	52,476 - 54,049	78,549 - 80,904	103,436 - 106,538	145,343 - 149,702	161,900 - 161,900
05	54,050 - 55,670	80,905 - 83,331	106,539 - 109,734	149,703 - 154,193	161,900 - 161,900

Locality Area: Chicago-Naperville, IL-IN-WI



Special Pay Tables

Report Run On: January 06, 2017

Page 51 of 293

PPS: CHI042201 OPM: 0422 PROFESSIONAL Path: ZP Effective:08-Jan-17
 Prev. Yr Rate: 0.2544 Curr. Yr Rate: 0.2685 Loc. Diff: 1.01 Gen. Inc. 1.00 Issued:28-Dec-16

Band:	I	II	III	IV	V
Gs Range:	1-6	7-10	11-12	13-14	15-15
Interval					
01	0 - 0	45,970 - 59,829	66,379 - 82,848	94,610 - 117,158	131,508 - 145,016
02	37,113 - 46,036	59,830 - 71,060	82,849 - 95,200	117,159 - 134,068	145,017 - 155,146
03	46,037 - 52,475	71,061 - 78,548	95,201 - 103,435	134,069 - 145,342	155,147 - 161,900
04	52,476 - 54,049	78,549 - 80,904	103,436 - 106,538	145,343 - 149,702	161,900 - 161,900
05	54,050 - 55,670	80,905 - 83,331	106,539 - 109,734	149,703 - 154,193	161,900 - 161,900

Locality Area: Chicago-Naperville, IL-IN-WI



Special Pay Tables

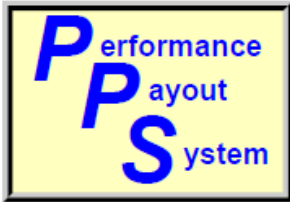
Report Run On: January 06, 2017

Page 52 of 293

PPS: CHI983C03 OPM: 983C CLERICAL AND SUPPORT Path: ZS Effective:08-Jan-17
 Prev. Yr Rate: 0.2544 Curr. Yr Rate: 0.2685 Loc. Diff: 1.01 Gen. Inc. 1.00 Issued:28-Dec-16

Band:	I	II	III	IV	V
Gs Range:	1-2	3-4	5-6	7-8	9-10
Interval					
01	23,500 - 27,834	34,954 - 36,209	39,107 - 45,305	48,442 - 54,782	54,929 - 65,390
02	27,835 - 31,084	36,210 - 41,745	45,306 - 52,126	54,783 - 62,229	65,391 - 73,285
03	31,085 - 33,251	41,746 - 45,435	52,127 - 56,674	62,230 - 67,193	73,286 - 78,548
04	33,252 - 34,249	45,436 - 46,798	56,675 - 58,374	67,194 - 69,209	78,549 - 80,904
05	34,250 - 35,276	46,799 - 48,202	58,375 - 60,125	69,210 - 71,285	80,905 - 83,331

Locality Area: Chicago-Naperville, IL-IN-WI



Special Pay Tables

Report Run On: January 06, 2017

Page 53 of 293

PPS: CHI999D01 OPM: 999D PROFESSIONAL Path: ZP Effective:08-Jan-17
 Prev. Yr Rate: 0.2544 Curr. Yr Rate: 0.2685 Loc. Diff: 1.01 Gen. Inc. 1.00 Issued:28-Dec-16

Band:	I	II	III	IV	V
Gs Range:	1-6	7-10	11-12	13-14	15-15
Interval					
01	0 - 0	48,795 - 59,829	66,379 - 82,848	94,610 - 117,158	131,508 - 145,016
02	40,819 - 46,500	59,830 - 71,060	82,849 - 95,200	117,159 - 134,068	145,017 - 155,146
03	46,501 - 53,072	71,061 - 78,548	95,201 - 103,435	134,069 - 145,342	155,147 - 161,900
04	53,073 - 54,664	78,549 - 80,904	103,436 - 106,538	145,343 - 149,702	161,900 - 161,900
05	54,665 - 56,304	80,905 - 83,331	106,539 - 109,734	149,703 - 154,193	161,900 - 161,900

Series: 1550 2210

Locality Area: Chicago-Naperville, IL-IN-WI



Special Pay Tables

Report Run On: January 06, 2017

Page 54 of 293

PPS: CHILEO OPM: LEO ADMINISTRATIVE Path: ZA Effective:08-Jan-17
 Prev. Yr Rate: 0.2544 Curr. Yr Rate: 0.2685 Loc. Diff: 1.01 Gen. Inc. 1.00 Issued:28-Dec-16

Band:	I	II	III	IV	V
Gs Range:	1-6	7-10	11-12	13-14	15-15
Interval					
01	23,500 - 39,368	50,835 - 64,047	66,379 - 82,847	94,610 - 117,154	131,508 - 145,012
02	39,369 - 51,269	64,048 - 73,956	82,848 - 95,198	117,155 - 134,062	145,013 - 155,140
03	51,270 - 59,205	73,957 - 80,562	95,199 - 103,435	134,063 - 145,342	155,141 - 161,900
04	59,206 - 60,981	80,563 - 82,979	103,436 - 106,538	145,343 - 149,702	161,900 - 161,900
05	60,982 - 62,810	82,980 - 85,468	106,539 - 109,734	149,703 - 154,193	161,900 - 161,900

Series: 1811

Locality Area: Chicago-Naperville, IL-IN-WI



Special Pay Tables

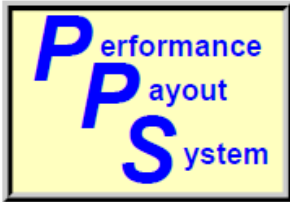
Report Run On: January 06, 2017

Page 55 of 293

PPS: CIN041401 OPM: 0414 PROFESSIONAL Path: ZP Effective:08-Jan-17
 Prev. Yr Rate: 0.1876 Curr. Yr Rate: 0.1952 Loc. Diff: 1.01 Gen. Inc. 1.00 Issued:28-Dec-16

Band:	I	II	III	IV	V
Gs Range:	1-6	7-10	11-12	13-14	15-15
Interval					
01	0 - 0	45,970 - 56,371	62,544 - 78,061	89,143 - 110,388	123,909 - 140,431
02	37,113 - 43,376	56,372 - 66,954	78,062 - 89,699	110,389 - 126,322	140,432 - 152,823
03	43,377 - 49,443	66,955 - 74,009	89,700 - 97,458	126,323 - 136,944	152,824 - 161,084
04	49,444 - 50,926	74,010 - 76,229	97,459 - 100,382	136,945 - 141,052	161,085 - 161,900
05	50,927 - 52,454	76,230 - 78,516	100,383 - 103,393	141,053 - 145,284	161,900 - 161,900

Locality Area: Cincinnati-Wilmington-Maysville, OH-KY-IN



Special Pay Tables

Report Run On: January 06, 2017

Page 56 of 293

PPS: CIN042201 OPM: 0422 PROFESSIONAL Path: ZP Effective:08-Jan-17
 Prev. Yr Rate: 0.1876 Curr. Yr Rate: 0.1952 Loc. Diff: 1.01 Gen. Inc. 1.00 Issued:28-Dec-16

Band:	I	II	III	IV	V
Gs Range:	1-6	7-10	11-12	13-14	15-15
Interval					
01	0 - 0	45,970 - 56,371	62,544 - 78,061	89,143 - 110,388	123,909 - 140,431
02	37,113 - 43,376	56,372 - 66,954	78,062 - 89,699	110,389 - 126,322	140,432 - 152,823
03	43,377 - 49,443	66,955 - 74,009	89,700 - 97,458	126,323 - 136,944	152,824 - 161,084
04	49,444 - 50,926	74,010 - 76,229	97,459 - 100,382	136,945 - 141,052	161,085 - 161,900
05	50,927 - 52,454	76,230 - 78,516	100,383 - 103,393	141,053 - 145,284	161,900 - 161,900

Locality Area: Cincinnati-Wilmington-Maysville, OH-KY-IN



Special Pay Tables

Report Run On: January 06, 2017

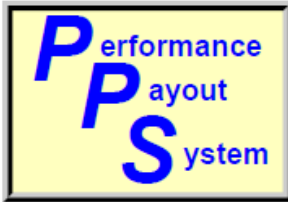
Page 57 of 293

PPS: CIN999C01 OPM: 999C PROFESSIONAL Path: ZP Effective:08-Jan-17
 Prev. Yr Rate: 0.1876 Curr. Yr Rate: 0.1952 Loc. Diff: 1.01 Gen. Inc. 1.00 Issued:28-Dec-16

Band:	I	II	III	IV	V
Gs Range:	1-6	7-10	11-12	13-14	15-15
Interval					
01	0 - 0	47,735 - 56,371	62,795 - 78,061	89,143 - 110,388	123,909 - 140,431
02	39,963 - 45,332	56,372 - 66,954	78,062 - 89,699	110,389 - 126,322	140,432 - 152,823
03	45,333 - 51,958	66,955 - 74,009	89,700 - 97,458	126,323 - 136,944	152,824 - 161,084
04	51,959 - 53,517	74,010 - 76,229	97,459 - 100,382	136,945 - 141,052	161,085 - 161,900
05	53,518 - 55,123	76,230 - 78,516	100,383 - 103,393	141,053 - 145,284	161,900 - 161,900

Series: 1550 2210

Locality Area: Cincinnati-Wilmington-Maysville, OH-KY-IN



Special Pay Tables

Report Run On: January 06, 2017

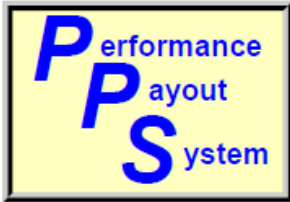
Page 58 of 293

PPS: CINLEO OPM: LEO ADMINISTRATIVE Path: ZA Effective:08-Jan-17
 Prev. Yr Rate: 0.1876 Curr. Yr Rate: 0.1952 Loc. Diff: 1.01 Gen. Inc. 1.00 Issued:28-Dec-16

Band:	I	II	III	IV	V
Gs Range:	1-6	7-10	11-12	13-14	15-15
Interval					
01	22,142 - 37,094	47,898 - 60,346	62,544 - 78,060	89,143 - 110,387	123,909 - 140,429
02	37,095 - 48,308	60,347 - 69,682	78,061 - 89,697	110,388 - 126,320	140,430 - 152,819
03	48,309 - 55,784	69,683 - 75,907	89,698 - 97,458	126,321 - 136,944	152,820 - 161,084
04	55,785 - 57,458	75,908 - 78,184	97,459 - 100,382	136,945 - 141,052	161,085 - 161,900
05	57,459 - 59,182	78,185 - 80,530	100,383 - 103,393	141,053 - 145,284	161,900 - 161,900

Series: 1811

Locality Area: Cincinnati-Wilmington-Maysville, OH-KY-IN



Special Pay Tables

Report Run On: January 06, 2017

Page 59 of 293

PPS: CLE041401 OPM: 0414 PROFESSIONAL Path: ZP Effective:08-Jan-17
 Prev. Yr Rate: 0.1887 Curr. Yr Rate: 0.1971 Loc. Diff: 1.01 Gen. Inc. 1.00 Issued:28-Dec-16

Band:	I	II	III	IV	V
Gs Range:	1-6	7-10	11-12	13-14	15-15
Interval					
01	0 - 0	45,970 - 56,461	62,643 - 78,185	89,285 - 110,563	124,106 - 140,654
02	37,113 - 43,445	56,462 - 67,061	78,186 - 89,842	110,564 - 126,522	140,655 - 153,066
03	43,446 - 49,522	67,062 - 74,127	89,843 - 97,613	126,523 - 137,161	153,067 - 161,340
04	49,523 - 51,008	74,128 - 76,351	97,614 - 100,541	137,162 - 141,276	161,341 - 161,900
05	51,009 - 52,538	76,352 - 78,642	100,542 - 103,557	141,277 - 145,514	161,900 - 161,900

Locality Area: Cleveland-Akron-Canton, OH



Special Pay Tables

Report Run On: January 06, 2017

Page 60 of 293

PPS: CLE042201 OPM: 0422 PROFESSIONAL Path: ZP Effective:08-Jan-17
 Prev. Yr Rate: 0.1887 Curr. Yr Rate: 0.1971 Loc. Diff: 1.01 Gen. Inc. 1.00 Issued:28-Dec-16

Band:	I	II	III	IV	V
Gs Range:	1-6	7-10	11-12	13-14	15-15
Interval					
01	0 - 0	45,970 - 56,461	62,643 - 78,185	89,285 - 110,563	124,106 - 140,654
02	37,113 - 43,445	56,462 - 67,061	78,186 - 89,842	110,564 - 126,522	140,655 - 153,066
03	43,446 - 49,522	67,062 - 74,127	89,843 - 97,613	126,523 - 137,161	153,067 - 161,340
04	49,523 - 51,008	74,128 - 76,351	97,614 - 100,541	137,162 - 141,276	161,341 - 161,900
05	51,009 - 52,538	76,352 - 78,642	100,542 - 103,557	141,277 - 145,514	161,900 - 161,900

Locality Area: Cleveland-Akron-Canton, OH



Special Pay Tables

Report Run On: January 06, 2017

Page 61 of 293

PPS: CLE999B01 OPM: 999B PROFESSIONAL Path: ZP Effective:08-Jan-17
 Prev. Yr Rate: 0.1887 Curr. Yr Rate: 0.1971 Loc. Diff: 1.01 Gen. Inc. 1.00 Issued:28-Dec-16

Band:	I	II	III	IV	V
Gs Range:	1-6	7-10	11-12	13-14	15-15
Interval					
01	0 - 0	47,027 - 56,461	62,643 - 78,185	89,285 - 110,563	124,106 - 140,654
02	39,392 - 44,763	56,462 - 67,061	78,186 - 89,842	110,564 - 126,522	140,655 - 153,066
03	44,764 - 51,216	67,062 - 74,127	89,843 - 97,613	126,523 - 137,161	153,067 - 161,340
04	51,217 - 52,752	74,128 - 76,351	97,614 - 100,541	137,162 - 141,276	161,341 - 161,900
05	52,753 - 54,335	76,352 - 78,642	100,542 - 103,557	141,277 - 145,514	161,900 - 161,900

Series: 1550

2210

Locality Area: Cleveland-Akron-Canton, OH



Special Pay Tables

Report Run On: January 06, 2017

Page 62 of 293

PPS: CLELEO OPM: LEO ADMINISTRATIVE Path: ZA Effective:08-Jan-17
 Prev. Yr Rate: 0.1887 Curr. Yr Rate: 0.1971 Loc. Diff: 1.01 Gen. Inc. 1.00 Issued:28-Dec-16

Band:	I	II	III	IV	V
Gs Range:	1-6	7-10	11-12	13-14	15-15
Interval					
01	22,177 - 37,149	47,974 - 60,442	62,643 - 78,183	89,285 - 110,561	124,106 - 140,654
02	37,150 - 48,378	60,443 - 69,793	78,184 - 89,838	110,562 - 126,518	140,655 - 153,065
03	48,379 - 55,872	69,794 - 76,028	89,839 - 97,613	126,519 - 137,161	153,066 - 161,340
04	55,873 - 57,548	76,029 - 78,309	97,614 - 100,541	137,162 - 141,276	161,341 - 161,900
05	57,549 - 59,274	78,310 - 80,658	100,542 - 103,557	141,277 - 145,514	161,900 - 161,900

Series: 1811

Locality Area: Cleveland-Akron-Canton, OH



Special Pay Tables

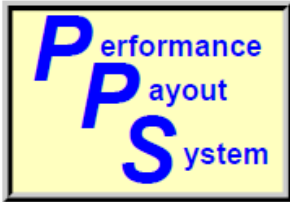
Report Run On: January 06, 2017

Page 63 of 293

PPS: COL030501 OPM: 0305 PROFESSIONAL Path: ZP Effective:08-Jan-17
 Prev. Yr Rate: 0.1741 Curr. Yr Rate: 0.1849 Loc. Diff: 1.01 Gen. Inc. 1.00 Issued:28-Dec-16

Band:	I	II	III	IV	V
Gs Range:	1-6	7-10	11-12	13-14	15-15
Interval					
01	33,305 - 33,980	41,897 - 55,885	62,005 - 77,389	88,375 - 109,436	122,841 - 139,221
02	33,981 - 43,002	55,886 - 66,377	77,390 - 88,926	109,437 - 125,232	139,222 - 151,506
03	43,003 - 49,017	66,378 - 73,371	88,927 - 96,618	125,233 - 135,763	151,507 - 159,696
04	49,018 - 50,488	73,372 - 75,572	96,619 - 99,517	135,764 - 139,836	159,697 - 161,900
05	50,489 - 52,003	75,573 - 77,839	99,518 - 102,503	139,837 - 144,031	161,900 - 161,900

Locality Area: Columbus-Marion-Zanesville, OH



Special Pay Tables

Report Run On: January 06, 2017

Page 64 of 293

PPS: COL041401 OPM: 0414

PROFESSIONAL

Path: ZP

Effective:08-Jan-17

Prev. Yr Rate: 0.1741

Curr. Yr Rate: 0.1849

Loc. Diff: 1.01

Gen. Inc. 1.00

Issued:28-Dec-16

Band:	I	II	III	IV	V
Gs Range:	1-6	7-10	11-12	13-14	15-15
Interval					
01	0 - 0	45,970 - 55,885	62,005 - 77,389	88,375 - 109,436	122,841 - 139,221
02	37,113 - 43,002	55,886 - 66,377	77,390 - 88,926	109,437 - 125,232	139,222 - 151,506
03	43,003 - 49,017	66,378 - 73,371	88,927 - 96,618	125,233 - 135,763	151,507 - 159,696
04	49,018 - 50,488	73,372 - 75,572	96,619 - 99,517	135,764 - 139,836	159,697 - 161,900
05	50,489 - 52,003	75,573 - 77,839	99,518 - 102,503	139,837 - 144,031	161,900 - 161,900

Locality Area: Columbus-Marion-Zanesville, OH



Special Pay Tables

Report Run On: January 06, 2017

Page 65 of 293

PPS: COL042201 OPM: 0422

PROFESSIONAL

Path: ZP

Effective:08-Jan-17

Prev. Yr Rate: 0.1741

Curr. Yr Rate: 0.1849

Loc. Diff: 1.01

Gen. Inc. 1.00

Issued:28-Dec-16

Band:	I	II	III	IV	V
Gs Range:	1-6	7-10	11-12	13-14	15-15
Interval					
01	0 - 0	45,970 - 55,885	62,005 - 77,389	88,375 - 109,436	122,841 - 139,221
02	37,113 - 43,002	55,886 - 66,377	77,390 - 88,926	109,437 - 125,232	139,222 - 151,506
03	43,003 - 49,017	66,378 - 73,371	88,927 - 96,618	125,233 - 135,763	151,507 - 159,696
04	49,018 - 50,488	73,372 - 75,572	96,619 - 99,517	135,764 - 139,836	159,697 - 161,900
05	50,489 - 52,003	75,573 - 77,839	99,518 - 102,503	139,837 - 144,031	161,900 - 161,900

Locality Area: Columbus-Marion-Zanesville, OH



Special Pay Tables

Report Run On: January 06, 2017

Page 66 of 293

PPS: COL999C01 OPM: 999C PROFESSIONAL Path: ZP Effective:08-Jan-17
 Prev. Yr Rate: 0.1741 Curr. Yr Rate: 0.1849 Loc. Diff: 1.01 Gen. Inc. 1.00 Issued:28-Dec-16

Band:	I	II	III	IV	V
Gs Range:	1-6	7-10	11-12	13-14	15-15
Interval					
01	0 - 0	47,735 - 55,885	62,795 - 77,389	88,375 - 109,436	122,841 - 139,221
02	39,963 - 45,290	55,886 - 66,377	77,390 - 88,926	109,437 - 125,232	139,222 - 151,506
03	45,291 - 51,958	66,378 - 73,371	88,927 - 96,618	125,233 - 135,763	151,507 - 159,696
04	51,959 - 53,517	73,372 - 75,572	96,619 - 99,517	135,764 - 139,836	159,697 - 161,900
05	53,518 - 55,123	75,573 - 77,839	99,518 - 102,503	139,837 - 144,031	161,900 - 161,900

Series: 1550 2210

Locality Area: Columbus-Marion-Zanesville, OH



Special Pay Tables

Report Run On: January 06, 2017

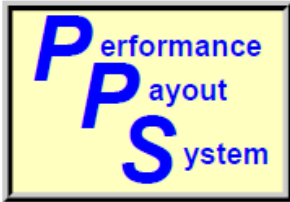
Page 67 of 293

PPS: COLLEO OPM: LEO ADMINISTRATIVE Path: ZA Effective:08-Jan-17
 Prev. Yr Rate: 0.1741 Curr. Yr Rate: 0.1849 Loc. Diff: 1.01 Gen. Inc. 1.00 Issued:28-Dec-16

Band:	I	II	III	IV	V
Gs Range:	1-6	7-10	11-12	13-14	15-15
Interval					
01	21,951 - 36,771	47,485 - 59,825	62,005 - 77,385	88,375 - 109,435	122,841 - 139,221
02	36,772 - 47,886	59,826 - 69,080	77,386 - 88,920	109,436 - 125,230	139,222 - 151,506
03	47,887 - 55,303	69,081 - 75,253	88,921 - 96,618	125,231 - 135,763	151,507 - 159,696
04	55,304 - 56,962	75,254 - 77,511	96,619 - 99,517	135,764 - 139,836	159,697 - 161,900
05	56,963 - 58,671	77,512 - 79,836	99,518 - 102,503	139,837 - 144,031	161,900 - 161,900

Series: 1811

Locality Area: Columbus-Marion-Zanesville, OH



Special Pay Tables

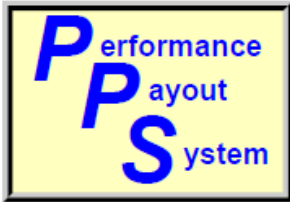
Report Run On: January 06, 2017

Page 68 of 293

PPS: CS030501 OPM: 0305 PROFESSIONAL Path: ZP Effective:08-Jan-17
 Prev. Yr Rate: 0.1452 Curr. Yr Rate: 0.1599 Loc. Diff: 1.01 Gen. Inc.1.00 Issued:28-Dec-16

Band:	I	II	III	IV	V
Gs Range:	1-6	7-10	11-12	13-14	15-15
Interval					
01	0 - 0	41,013 - 54,706	60,696 - 75,755	86,510 - 107,127	120,249 - 136,284
02	33,305 - 42,095	54,707 - 64,976	75,756 - 87,049	107,128 - 122,590	136,285 - 148,310
03	42,096 - 47,983	64,977 - 71,823	87,050 - 94,579	122,591 - 132,899	148,311 - 156,327
04	47,984 - 49,422	71,824 - 73,978	94,580 - 97,416	132,900 - 136,886	156,328 - 161,017
05	49,423 - 50,905	73,979 - 76,197	97,417 - 100,338	136,887 - 140,993	161,018 - 161,900

Locality Area: Colorado Springs, CO



Special Pay Tables

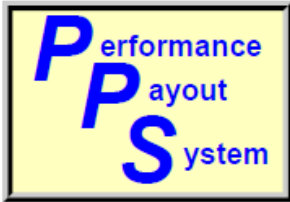
Report Run On: January 06, 2017

Page 69 of 293

PPS: CS041401 OPM: 0414 PROFESSIONAL Path: ZP Effective:08-Jan-17
 Prev. Yr Rate: 0.1452 Curr. Yr Rate: 0.1599 Loc. Diff: 1.01 Gen. Inc. 1.00 Issued:28-Dec-16

Band:	I	II	III	IV	V
Gs Range:	1-6	7-10	11-12	13-14	15-15
Interval					
01	0 - 0	45,970 - 54,706	60,696 - 75,755	86,510 - 107,127	120,249 - 136,284
02	37,113 - 42,095	54,707 - 64,976	75,756 - 87,049	107,128 - 122,590	136,285 - 148,310
03	42,096 - 47,983	64,977 - 71,823	87,050 - 94,579	122,591 - 132,899	148,311 - 156,327
04	47,984 - 49,422	71,824 - 73,978	94,580 - 97,416	132,900 - 136,886	156,328 - 161,017
05	49,423 - 50,905	73,979 - 76,197	97,417 - 100,338	136,887 - 140,993	161,018 - 161,900

Locality Area: Colorado Springs, CO



Special Pay Tables

Report Run On: January 06, 2017

Page 70 of 293

PPS: CS042201 OPM: 0422 PROFESSIONAL Path: ZP Effective:08-Jan-17
 Prev. Yr Rate: 0.1452 Curr. Yr Rate: 0.1599 Loc. Diff: 1.01 Gen. Inc. 1.00 Issued:28-Dec-16

Band:	I	II	III	IV	V
Gs Range:	1-6	7-10	11-12	13-14	15-15
Interval					
01	0 - 0	45,970 - 54,706	61,049 - 75,755	86,510 - 107,127	120,249 - 136,284
02	37,113 - 42,095	54,707 - 64,976	75,756 - 87,049	107,128 - 122,590	136,285 - 148,310
03	42,096 - 47,983	64,977 - 71,823	87,050 - 94,579	122,591 - 132,899	148,311 - 156,327
04	47,984 - 49,422	71,824 - 73,978	94,580 - 97,416	132,900 - 136,886	156,328 - 161,017
05	49,423 - 50,905	73,979 - 76,197	97,417 - 100,338	136,887 - 140,993	161,018 - 161,900

Locality Area: Colorado Springs, CO



Special Pay Tables

Report Run On: January 06, 2017

Page 71 of 293

PPS: CS999B01 OPM: 999B PROFESSIONAL Path: ZP Effective:08-Jan-17
 Prev. Yr Rate: 0.1452 Curr. Yr Rate: 0.1599 Loc. Diff: 1.01 Gen. Inc. 1.00 Issued:28-Dec-16

Band:	I	II	III	IV	V
Gs Range:	1-6	7-10	11-12	13-14	15-15
Interval					
01	0 - 0	47,027 - 55,273	61,748 - 75,755	86,510 - 107,127	120,249 - 136,284
02	39,392 - 44,610	55,274 - 65,968	75,756 - 87,049	107,128 - 122,590	136,285 - 148,310
03	44,611 - 51,216	65,969 - 73,098	87,050 - 94,579	122,591 - 132,899	148,311 - 156,327
04	51,217 - 52,752	73,099 - 75,291	94,580 - 97,416	132,900 - 136,886	156,328 - 161,017
05	52,753 - 54,335	75,292 - 77,550	97,417 - 100,338	136,887 - 140,993	161,018 - 161,900

Series: 1550

2210

Locality Area: Colorado Springs, CO



Special Pay Tables

Report Run On: January 06, 2017

Page 72 of 293

PPS: CS999C01 OPM: 999C PROFESSIONAL Path: ZP Effective:08-Jan-17
 Prev. Yr Rate: 0.1452 Curr. Yr Rate: 0.1599 Loc. Diff: 1.01 Gen. Inc. 1.00 Issued:28-Dec-16

Band:	I	II	III	IV	V
Gs Range:	1-6	7-10	11-12	13-14	15-15
Interval					
01	0 - 0	47,735 - 55,273	62,795 - 75,755	86,510 - 107,127	120,249 - 136,284
02	39,963 - 45,187	55,274 - 65,968	75,756 - 87,049	107,128 - 122,590	136,285 - 148,310
03	45,188 - 51,958	65,969 - 73,098	87,050 - 94,579	122,591 - 132,899	148,311 - 156,327
04	51,959 - 53,517	73,099 - 75,291	94,580 - 97,416	132,900 - 136,886	156,328 - 161,017
05	53,518 - 55,123	75,292 - 77,550	97,417 - 100,338	136,887 - 140,993	161,018 - 161,900

Series: 1550

2210

Locality Area: Colorado Springs, CO



Special Pay Tables

Report Run On: January 06, 2017

Page 73 of 293

PPS: CS999D01 OPM: 999D PROFESSIONAL Path: ZP Effective:08-Jan-17
 Prev. Yr Rate: 0.1452 Curr. Yr Rate: 0.1599 Loc. Diff: 1.01 Gen. Inc. 1.00 Issued:28-Dec-16

Band:	I	II	III	IV	V
Gs Range:	1-6	7-10	11-12	13-14	15-15
Interval					
01	0 - 0	48,795 - 56,023	60,696 - 75,755	86,510 - 107,127	120,249 - 136,284
02	40,819 - 46,053	56,024 - 67,280	75,756 - 87,049	107,128 - 122,590	136,285 - 148,310
03	46,054 - 53,072	67,281 - 74,785	87,050 - 94,579	122,591 - 132,899	148,311 - 156,327
04	53,073 - 54,664	74,786 - 77,029	94,580 - 97,416	132,900 - 136,886	156,328 - 161,017
05	54,665 - 56,304	77,030 - 79,340	97,417 - 100,338	136,887 - 140,993	161,018 - 161,900

Series: 1550 2210

Locality Area: Colorado Springs, CO



Special Pay Tables

Report Run On: January 06, 2017

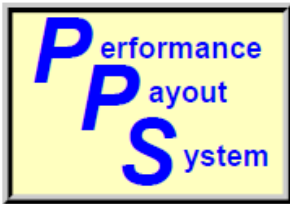
Page 74 of 293

PPS: CS999E01 OPM: 999E PROFESSIONAL Path: ZP Effective:08-Jan-17
 Prev. Yr Rate: 0.1452 Curr. Yr Rate: 0.1599 Loc. Diff: 1.01 Gen. Inc. 1.00 Issued:28-Dec-16

Band:	I	II	III	IV	V
Gs Range:	1-6	7-10	11-12	13-14	15-15
Interval					
01	0 - 0	49,503 - 56,522	60,696 - 75,755	86,510 - 107,127	120,249 - 136,284
02	41,390 - 46,630	56,523 - 68,154	75,756 - 87,049	107,128 - 122,590	136,285 - 148,310
03	46,631 - 53,814	68,155 - 75,909	87,050 - 94,579	122,591 - 132,899	148,311 - 156,327
04	53,815 - 55,428	75,910 - 78,186	94,580 - 97,416	132,900 - 136,886	156,328 - 161,017
05	55,429 - 57,091	78,187 - 80,532	97,417 - 100,338	136,887 - 140,993	161,018 - 161,900

Series: 1550 2210

Locality Area: Colorado Springs, CO



Special Pay Tables

Report Run On: January 06, 2017

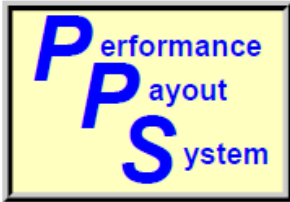
Page 75 of 293

PPS: CS999F01 OPM: 999F PROFESSIONAL Path: ZP Effective:08-Jan-17
 Prev. Yr Rate: 0.1452 Curr. Yr Rate: 0.1599 Loc. Diff: 1.01 Gen. Inc. 1.00 Issued:28-Dec-16

Band:	I	II	III	IV	V
Gs Range:	1-6	7-10	11-12	13-14	15-15
Interval					
01	0 - 0	50,917 - 57,522	60,696 - 75,755	86,510 - 107,127	120,249 - 136,284
02	42,532 - 47,785	57,523 - 69,904	75,756 - 87,049	107,128 - 122,590	136,285 - 148,310
03	47,786 - 55,298	69,905 - 78,158	87,050 - 94,579	122,591 - 132,899	148,311 - 156,327
04	55,299 - 56,957	78,159 - 80,503	94,580 - 97,416	132,900 - 136,886	156,328 - 161,017
05	56,958 - 58,666	80,504 - 82,918	97,417 - 100,338	136,887 - 140,993	161,018 - 161,900

Series: 1550 2210

Locality Area: Colorado Springs, CO



Special Pay Tables

Report Run On: January 06, 2017

Page 76 of 293

PPS: CSLEO OPM: LEO ADMINISTRATIVE Path: ZA Effective:08-Jan-17
 Prev. Yr Rate: 0.1452 Curr. Yr Rate: 0.1599 Loc. Diff: 1.01 Gen. Inc. 1.00 Issued:28-Dec-16

Band:	I	II	III	IV	V
Gs Range:	1-6	7-10	11-12	13-14	15-15
Interval					
01	21,488 - 35,996	46,483 - 58,563	60,696 - 75,752	86,510 - 107,126	120,249 - 136,281
02	35,997 - 46,877	58,564 - 67,623	75,753 - 87,044	107,127 - 122,588	136,282 - 148,305
03	46,878 - 54,136	67,624 - 73,665	87,045 - 94,579	122,589 - 132,899	148,306 - 156,327
04	54,137 - 55,760	73,666 - 75,875	94,580 - 97,416	132,900 - 136,886	156,328 - 161,017
05	55,761 - 57,433	75,876 - 78,151	97,417 - 100,338	136,887 - 140,993	161,018 - 161,900

Series: 1811

Locality Area: Colorado Springs, CO



Special Pay Tables

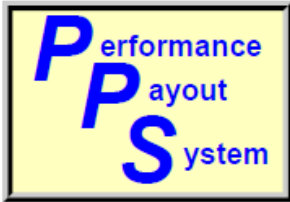
Report Run On: January 06, 2017

Page 77 of 293

PPS: CT030501 OPM: 0305 PROFESSIONAL Path: ZP Effective:08-Jan-17
 Prev. Yr Rate: 0.1444 Curr. Yr Rate: 0.1565 Loc. Diff: 1.01 Gen. Inc. 1.00 Issued:28-Dec-16

Band:	I	II	III	IV	V
Gs Range:	1-6	7-10	11-12	13-14	15-15
Interval					
01	0 - 0	40,893 - 54,546	60,518 - 75,533	86,256 - 106,813	119,897 - 135,884
02	33,305 - 41,972	54,547 - 64,786	75,534 - 86,794	106,814 - 122,231	135,885 - 147,874
03	41,973 - 47,842	64,787 - 71,613	86,795 - 94,302	122,232 - 132,509	147,875 - 155,868
04	47,843 - 49,277	71,614 - 73,761	94,303 - 97,131	132,510 - 136,484	155,869 - 160,544
05	49,278 - 50,755	73,762 - 75,974	97,132 - 100,045	136,485 - 140,579	160,545 - 161,900

Locality Area: Charlotte-Concord, NC-SC



Special Pay Tables

Report Run On: January 06, 2017

Page 78 of 293

PPS: CT041401 OPM: 0414 PROFESSIONAL Path: ZP Effective:08-Jan-17
 Prev. Yr Rate: 0.1444 Curr. Yr Rate: 0.1565 Loc. Diff: 1.01 Gen. Inc. 1.00 Issued:28-Dec-16

Band:	I	II	III	IV	V
Gs Range:	1-6	7-10	11-12	13-14	15-15
Interval					
01	0 - 0	45,970 - 54,546	60,518 - 75,533	86,256 - 106,813	119,897 - 135,884
02	37,113 - 41,972	54,547 - 64,786	75,534 - 86,794	106,814 - 122,231	135,885 - 147,874
03	41,973 - 47,842	64,787 - 71,613	86,795 - 94,302	122,232 - 132,509	147,875 - 155,868
04	47,843 - 49,277	71,614 - 73,761	94,303 - 97,131	132,510 - 136,484	155,869 - 160,544
05	49,278 - 50,755	73,762 - 75,974	97,132 - 100,045	136,485 - 140,579	160,545 - 161,900

Locality Area: Charlotte-Concord, NC-SC



Special Pay Tables

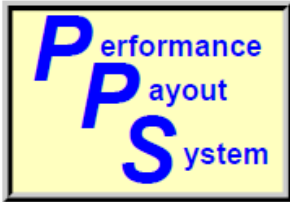
Report Run On: January 06, 2017

Page 79 of 293

PPS: CT042201 OPM: 0422 PROFESSIONAL Path: ZP Effective:08-Jan-17
 Prev. Yr Rate: 0.1444 Curr. Yr Rate: 0.1565 Loc. Diff: 1.01 Gen. Inc. 1.00 Issued:28-Dec-16

Band:	I	II	III	IV	V
Gs Range:	1-6	7-10	11-12	13-14	15-15
Interval					
01	0 - 0	45,970 - 54,546	61,049 - 75,533	86,256 - 106,813	119,897 - 135,884
02	37,113 - 41,972	54,547 - 64,786	75,534 - 86,794	106,814 - 122,231	135,885 - 147,874
03	41,973 - 47,842	64,787 - 71,613	86,795 - 94,302	122,232 - 132,509	147,875 - 155,868
04	47,843 - 49,277	71,614 - 73,761	94,303 - 97,131	132,510 - 136,484	155,869 - 160,544
05	49,278 - 50,755	73,762 - 75,974	97,132 - 100,045	136,485 - 140,579	160,545 - 161,900

Locality Area: Charlotte-Concord, NC-SC



Special Pay Tables

Report Run On: January 06, 2017

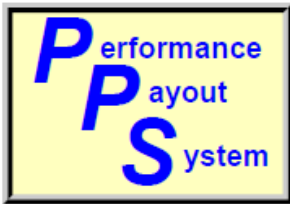
Page 80 of 293

PPS: CT999B01 OPM: 999B PROFESSIONAL Path: ZP Effective:08-Jan-17
 Prev. Yr Rate: 0.1444 Curr. Yr Rate: 0.1565 Loc. Diff: 1.01 Gen. Inc. 1.00 Issued:28-Dec-16

Band:	I	II	III	IV	V
Gs Range:	1-6	7-10	11-12	13-14	15-15
Interval					
01	0 - 0	47,027 - 55,206	61,748 - 75,533	86,256 - 106,813	119,897 - 135,884
02	39,392 - 44,596	55,207 - 65,941	75,534 - 86,794	106,814 - 122,231	135,885 - 147,874
03	44,597 - 51,216	65,942 - 73,098	86,795 - 94,302	122,232 - 132,509	147,875 - 155,868
04	51,217 - 52,752	73,099 - 75,291	94,303 - 97,131	132,510 - 136,484	155,869 - 160,544
05	52,753 - 54,335	75,292 - 77,550	97,132 - 100,045	136,485 - 140,579	160,545 - 161,900

Series: 1550 2210

Locality Area: Charlotte-Concord, NC-SC



Special Pay Tables

Report Run On: January 06, 2017

Page 81 of 293

PPS: CT999C01 OPM: 999C PROFESSIONAL Path: ZP Effective:08-Jan-17
 Prev. Yr Rate: 0.1444 Curr. Yr Rate: 0.1565 Loc. Diff: 1.01 Gen. Inc. 1.00 Issued:28-Dec-16

Band:	I	II	III	IV	V
Gs Range:	1-6	7-10	11-12	13-14	15-15
Interval					
01	0 - 0	47,735 - 55,206	62,795 - 75,533	86,256 - 106,813	119,897 - 135,884
02	39,963 - 45,173	55,207 - 65,941	75,534 - 86,794	106,814 - 122,231	135,885 - 147,874
03	45,174 - 51,958	65,942 - 73,098	86,795 - 94,302	122,232 - 132,509	147,875 - 155,868
04	51,959 - 53,517	73,099 - 75,291	94,303 - 97,131	132,510 - 136,484	155,869 - 160,544
05	53,518 - 55,123	75,292 - 77,550	97,132 - 100,045	136,485 - 140,579	160,545 - 161,900

Series: 1550

2210

Locality Area: Charlotte-Concord, NC-SC



Special Pay Tables

Report Run On: January 06, 2017

Page 82 of 293

PPS: CT999D01 OPM: 999D PROFESSIONAL Path: ZP Effective:08-Jan-17
 Prev. Yr Rate: 0.1444 Curr. Yr Rate: 0.1565 Loc. Diff: 1.01 Gen. Inc. 1.00 Issued:28-Dec-16

Band:	I	II	III	IV	V
Gs Range:	1-6	7-10	11-12	13-14	15-15
Interval					
01	0 - 0	48,795 - 55,956	60,518 - 75,533	86,256 - 106,813	119,897 - 135,884
02	40,819 - 46,039	55,957 - 67,253	75,534 - 86,794	106,814 - 122,231	135,885 - 147,874
03	46,040 - 53,072	67,254 - 74,785	86,795 - 94,302	122,232 - 132,509	147,875 - 155,868
04	53,073 - 54,664	74,786 - 77,029	94,303 - 97,131	132,510 - 136,484	155,869 - 160,544
05	54,665 - 56,304	77,030 - 79,340	97,132 - 100,045	136,485 - 140,579	160,545 - 161,900

Series: 1550 2210

Locality Area: Charlotte-Concord, NC-SC



Special Pay Tables

Report Run On: January 06, 2017

Page 83 of 293

PPS: CT999E01 OPM: 999E PROFESSIONAL Path: ZP Effective:08-Jan-17
 Prev. Yr Rate: 0.1444 Curr. Yr Rate: 0.1565 Loc. Diff: 1.01 Gen. Inc. 1.00 Issued:28-Dec-16

Band:	I	II	III	IV	V
Gs Range:	1-6	7-10	11-12	13-14	15-15
Interval					
01	0 - 0	49,503 - 56,456	60,518 - 75,533	86,256 - 106,813	119,897 - 135,884
02	41,390 - 46,616	56,457 - 68,128	75,534 - 86,794	106,814 - 122,231	135,885 - 147,874
03	46,617 - 53,814	68,129 - 75,909	86,795 - 94,302	122,232 - 132,509	147,875 - 155,868
04	53,815 - 55,428	75,910 - 78,186	94,303 - 97,131	132,510 - 136,484	155,869 - 160,544
05	55,429 - 57,091	78,187 - 80,532	97,132 - 100,045	136,485 - 140,579	160,545 - 161,900

Series: 1550 2210

Locality Area: Charlotte-Concord, NC-SC



Special Pay Tables

Report Run On: January 06, 2017

Page 84 of 293

PPS: CT999F01 OPM: 999F PROFESSIONAL Path: ZP Effective:08-Jan-17
 Prev. Yr Rate: 0.1444 Curr. Yr Rate: 0.1565 Loc. Diff: 1.01 Gen. Inc. 1.00 Issued:28-Dec-16

Band:	I	II	III	IV	V
Gs Range:	1-6	7-10	11-12	13-14	15-15
Interval					
01	0 - 0	50,917 - 57,455	60,518 - 75,533	86,256 - 106,813	119,897 - 135,884
02	42,532 - 47,771	57,456 - 69,877	75,534 - 86,794	106,814 - 122,231	135,885 - 147,874
03	47,772 - 55,298	69,878 - 78,158	86,795 - 94,302	122,232 - 132,509	147,875 - 155,868
04	55,299 - 56,957	78,159 - 80,503	94,303 - 97,131	132,510 - 136,484	155,869 - 160,544
05	56,958 - 58,666	80,504 - 82,918	97,132 - 100,045	136,485 - 140,579	160,545 - 161,900

Series: 1550 2210

Locality Area: Charlotte-Concord, NC-SC



Special Pay Tables

Report Run On: January 06, 2017

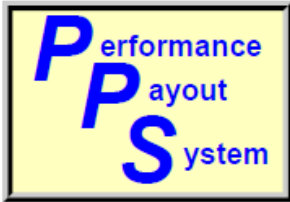
Page 85 of 293

PPS: CTLEO OPM: LEO ADMINISTRATIVE Path: ZA Effective:08-Jan-17
 Prev. Yr Rate: 0.1444 Curr. Yr Rate: 0.1565 Loc. Diff: 1.01 Gen. Inc. 1.00 Issued:28-Dec-16

Band:	I	II	III	IV	V
Gs Range:	1-6	7-10	11-12	13-14	15-15
Interval					
01	21,425 - 35,889	46,347 - 58,391	60,518 - 75,530	86,256 - 106,812	119,897 - 135,881
02	35,890 - 46,737	58,392 - 67,424	75,531 - 86,789	106,813 - 122,229	135,882 - 147,869
03	46,738 - 53,977	67,425 - 73,449	86,790 - 94,302	122,230 - 132,509	147,870 - 155,868
04	53,978 - 55,596	73,450 - 75,652	94,303 - 97,131	132,510 - 136,484	155,869 - 160,544
05	55,597 - 57,264	75,653 - 77,922	97,132 - 100,045	136,485 - 140,579	160,545 - 161,900

Series: 1811

Locality Area: Charlotte-Concord, NC-SC



Special Pay Tables

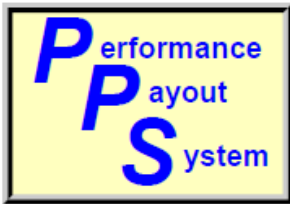
Report Run On: January 06, 2017

Page 86 of 293

PPS: DAY030501 OPM: 0305 PROFESSIONAL Path: ZP Effective:08-Jan-17
 Prev. Yr Rate: 0.1650 Curr. Yr Rate: 0.1759 Loc. Diff: 1.01 Gen. Inc. 1.00 Issued:28-Dec-16

Band:	I	II	III	IV	V
Gs Range:	1-6	7-10	11-12	13-14	15-15
Interval					
01	33,305 - 33,723	41,579 - 55,461	61,534 - 76,801	87,703 - 108,605	121,908 - 138,164
02	33,724 - 42,676	55,462 - 65,873	76,802 - 88,251	108,606 - 124,281	138,165 - 150,355
03	42,677 - 48,645	65,874 - 72,814	88,252 - 95,884	124,282 - 134,732	150,356 - 158,483
04	48,646 - 50,104	72,815 - 74,998	95,885 - 98,761	134,733 - 138,774	158,484 - 161,900
05	50,105 - 51,607	74,999 - 77,248	98,762 - 101,724	138,775 - 142,937	161,900 - 161,900

Locality Area: Dayton-Springfield-Sidney, OH



Special Pay Tables

Report Run On: January 06, 2017

Page 87 of 293

PPS: DAY041401 OPM: 0414 PROFESSIONAL Path: ZP Effective:08-Jan-17
 Prev. Yr Rate: 0.1650 Curr. Yr Rate: 0.1759 Loc. Diff: 1.01 Gen. Inc. 1.00 Issued:28-Dec-16

Band:	I	II	III	IV	V
Gs Range:	1-6	7-10	11-12	13-14	15-15
Interval					
01	0 - 0	45,970 - 55,461	61,534 - 76,801	87,703 - 108,605	121,908 - 138,164
02	37,113 - 42,676	55,462 - 65,873	76,802 - 88,251	108,606 - 124,281	138,165 - 150,355
03	42,677 - 48,645	65,874 - 72,814	88,252 - 95,884	124,282 - 134,732	150,356 - 158,483
04	48,646 - 50,104	72,815 - 74,998	95,885 - 98,761	134,733 - 138,774	158,484 - 161,900
05	50,105 - 51,607	74,999 - 77,248	98,762 - 101,724	138,775 - 142,937	161,900 - 161,900

Locality Area: Dayton-Springfield-Sidney, OH



Special Pay Tables

Report Run On: January 06, 2017

Page 88 of 293

PPS: DAY042201 OPM: 0422 PROFESSIONAL Path: ZP Effective:08-Jan-17
 Prev. Yr Rate: 0.1650 Curr. Yr Rate: 0.1759 Loc. Diff: 1.01 Gen. Inc. 1.00 Issued:28-Dec-16

Band:	I	II	III	IV	V
Gs Range:	1-6	7-10	11-12	13-14	15-15
Interval					
01	0 - 0	45,970 - 55,461	61,534 - 76,801	87,703 - 108,605	121,908 - 138,164
02	37,113 - 42,676	55,462 - 65,873	76,802 - 88,251	108,606 - 124,281	138,165 - 150,355
03	42,677 - 48,645	65,874 - 72,814	88,252 - 95,884	124,282 - 134,732	150,356 - 158,483
04	48,646 - 50,104	72,815 - 74,998	95,885 - 98,761	134,733 - 138,774	158,484 - 161,900
05	50,105 - 51,607	74,999 - 77,248	98,762 - 101,724	138,775 - 142,937	161,900 - 161,900

Locality Area: Dayton-Springfield-Sidney, OH



Special Pay Tables

Report Run On: January 06, 2017

Page 89 of 293

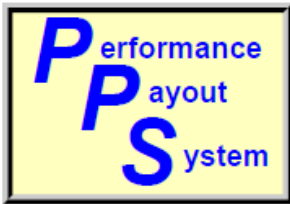
PPS: DAY999B01 OPM: 999B PROFESSIONAL Path: ZP Effective:08-Jan-17
 Prev. Yr Rate: 0.1650 Curr. Yr Rate: 0.1759 Loc. Diff: 1.01 Gen. Inc. 1.00 Issued:28-Dec-16

Band:	I	II	III	IV	V
Gs Range:	1-6	7-10	11-12	13-14	15-15
Interval					
01	0 - 0	47,027 - 55,587	61,748 - 76,801	87,703 - 108,605	121,908 - 138,164
02	39,392 - 44,676	55,588 - 66,094	76,802 - 88,251	108,606 - 124,281	138,165 - 150,355
03	44,677 - 51,216	66,095 - 73,098	88,252 - 95,884	124,282 - 134,732	150,356 - 158,483
04	51,217 - 52,752	73,099 - 75,291	95,885 - 98,761	134,733 - 138,774	158,484 - 161,900
05	52,753 - 54,335	75,292 - 77,550	98,762 - 101,724	138,775 - 142,937	161,900 - 161,900

Series: 1550

2210

Locality Area: Dayton-Springfield-Sidney, OH



Special Pay Tables

Report Run On: January 06, 2017

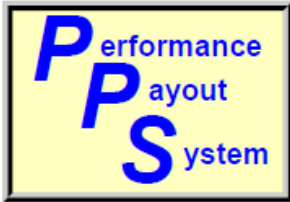
Page 90 of 293

PPS: DAYLEO OPM: LEO ADMINISTRATIVE Path: ZA Effective:08-Jan-17
 Prev. Yr Rate: 0.1650 Curr. Yr Rate: 0.1759 Loc. Diff: 1.01 Gen. Inc. 1.00 Issued:28-Dec-16

Band:	I	II	III	IV	V
Gs Range:	1-6	7-10	11-12	13-14	15-15
Interval					
01	21,785 - 36,493	47,124 - 59,368	61,534 - 76,798	87,703 - 108,603	121,908 - 138,160
02	36,494 - 47,524	59,369 - 68,551	76,799 - 88,246	108,604 - 124,278	138,161 - 150,349
03	47,525 - 54,883	68,552 - 74,681	88,247 - 95,884	124,279 - 134,732	150,350 - 158,483
04	54,884 - 56,529	74,682 - 76,921	95,885 - 98,761	134,733 - 138,774	158,484 - 161,900
05	56,530 - 58,225	76,922 - 79,229	98,762 - 101,724	138,775 - 142,937	161,900 - 161,900

Series: 1811

Locality Area: Dayton-Springfield-Sidney, OH



Special Pay Tables

Report Run On: January 06, 2017

Page 91 of 293

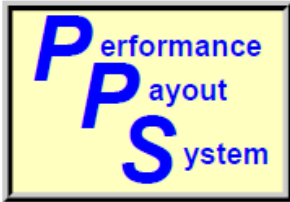
PPS: DCB003201 OPM: 0032 PROFESSIONAL Path: ZP Effective:08-Jan-17
 Prev. Yr Rate: 0.2478 Curr. Yr Rate: 0.2710 Loc. Diff: 1.02 Gen. Inc. 1.00 Issued:28-Dec-16

Band:	I	II	III	IV	V
Gs Range:	1-6	7-10	11-12	13-14	15-15
Interval					
01	0 - 0	48,442 - 59,946	70,121 - 83,012	94,796 - 117,388	131,767 - 145,159
02	43,103 - 48,820	59,947 - 71,200	83,013 - 95,388	117,389 - 134,333	145,160 - 155,204
03	48,821 - 56,041	71,201 - 78,703	95,389 - 103,639	134,334 - 145,629	155,205 - 161,900
04	56,042 - 57,722	78,704 - 81,064	103,640 - 106,748	145,630 - 149,998	161,900 - 161,900
05	57,723 - 59,454	81,065 - 83,496	106,749 - 109,950	149,999 - 154,498	161,900 - 161,900

Series: 1529

Counties: Anne Arundel Co. MD 24 0000 003 Alexandria City VA 51 0000 510 Arlington Co. VA 51 0000 013
 Charles Co. MD 24 0000 017 Calvert Co. MD 24 0000 009 Fairfax City VA 51 0000 600
 Falls Church City VA 51 0000 610 Fairfax Co. VA 51 0000 059 Frederick Co. MD 24 0000 021
 Manassas City VA 51 0000 683 Loudoun Co. VA 51 0000 107 Manassas Park City VA 51 0000 685
 Prince George's Co. MD 24 0000 033 Montgomery Co. MD 24 0000 031 Prince William Co. VA 51 0000 153
 Stafford Co. VA 51 0000 179

Locality Area: Washington-Baltimore-Arlington, DC-MD-VA-WV-PA



Special Pay Tables

Report Run On: January 06, 2017

Page 92 of 293

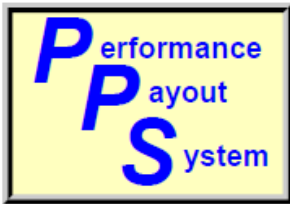
PPS: DCB022301 OPM: 0223 PROFESSIONAL Path: ZP Effective:08-Jan-17
 Prev. Yr Rate: 0.2478 Curr. Yr Rate: 0.2710 Loc. Diff: 1.02 Gen. Inc. 1.00 Issued:28-Dec-16

Band:	I	II	III	IV	V
Gs Range:	1-6	7-10	11-12	13-14	15-15
Interval					
01	0 - 0	45,970 - 59,946	66,510 - 83,012	94,796 - 117,388	131,767 - 145,159
02	37,113 - 46,127	59,947 - 71,200	83,013 - 95,388	117,389 - 134,333	145,160 - 155,204
03	46,128 - 52,579	71,201 - 78,703	95,389 - 103,639	134,334 - 145,629	155,205 - 161,900
04	52,580 - 54,156	78,704 - 81,064	103,640 - 106,748	145,630 - 149,998	161,900 - 161,900
05	54,157 - 55,781	81,065 - 83,496	106,749 - 109,950	149,999 - 154,498	161,900 - 161,900

Series: 1370

Counties: Calvert Co. MD 24 0000 009 Arlington Co. VA 51 0000 013 Charles Co. MD 24 0000 017
 Fairfax Co. VA 51 0000 059 District of Columbia DC 11 0000 001 Frederick Co. MD 24 0000 021
 Montgomery Co. MD 24 0000 031 Loudoun Co. VA 51 0000 107 Prince George's Co. MD 24 0000 033
 Stafford Co. VA 51 0000 179 Prince William Co. VA 51 0000 153

Locality Area: Washington-Baltimore-Arlington, DC-MD-VA-WV-PA



Special Pay Tables

Report Run On: January 06, 2017

Page 93 of 293

PPS: DCB030402 OPM: 0304 ADMINISTRATIVE Path: ZA Effective:08-Jan-17
 Prev. Yr Rate: 0.2478 Curr. Yr Rate: 0.2710 Loc. Diff: 1.02 Gen. Inc. 1.00 Issued:28-Dec-16

Band:	I	II	III	IV	V
Gs Range:	1-6	7-10	11-12	13-14	15-15
Interval					
01	0 - 0	44,941 - 59,946	66,510 - 83,012	94,796 - 117,388	131,767 - 145,159
02	37,113 - 46,127	59,947 - 71,200	83,013 - 95,388	117,389 - 134,333	145,160 - 155,204
03	46,128 - 52,579	71,201 - 78,703	95,389 - 103,639	134,334 - 145,629	155,205 - 161,900
04	52,580 - 54,156	78,704 - 81,064	103,640 - 106,748	145,630 - 149,998	161,900 - 161,900
05	54,157 - 55,781	81,065 - 83,496	106,749 - 109,950	149,999 - 154,498	161,900 - 161,900

Counties: Calvert Co. MD 24 0000 009 Arlington Co. VA 51 0000 013 Charles Co. MD 24 0000 017
 Fairfax Co. VA 51 0000 059 District of Columbia DC 11 0000 001 Frederick Co. MD 24 0000 021
 Montgomery Co. MD 24 0000 031 Loudoun Co. VA 51 0000 107 Prince George's Co. MD 24 0000 033
 Stafford Co. VA 51 0000 179 Prince William Co. VA 51 0000 153

Locality Area: Washington-Baltimore-Arlington, DC-MD-VA-WV-PA



Special Pay Tables

Report Run On: January 06, 2017

Page 94 of 293

PPS: DCB041401 OPM: 0414 PROFESSIONAL Path: ZP Effective:08-Jan-17
 Prev. Yr Rate: 0.2478 Curr. Yr Rate: 0.2710 Loc. Diff: 1.02 Gen. Inc. 1.00 Issued:28-Dec-16

Band:	I	II	III	IV	V
Gs Range:	1-6	7-10	11-12	13-14	15-15
Interval					
01	0 - 0	45,970 - 59,946	66,510 - 83,012	94,796 - 117,388	131,767 - 145,159
02	37,113 - 46,127	59,947 - 71,200	83,013 - 95,388	117,389 - 134,333	145,160 - 155,204
03	46,128 - 52,579	71,201 - 78,703	95,389 - 103,639	134,334 - 145,629	155,205 - 161,900
04	52,580 - 54,156	78,704 - 81,064	103,640 - 106,748	145,630 - 149,998	161,900 - 161,900
05	54,157 - 55,781	81,065 - 83,496	106,749 - 109,950	149,999 - 154,498	161,900 - 161,900

Locality Area: Washington-Baltimore-Arlington, DC-MD-VA-WV-PA



Special Pay Tables

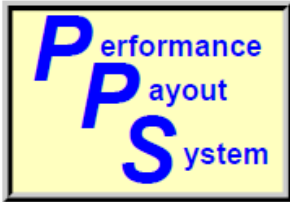
Report Run On: January 06, 2017

Page 95 of 293

PPS: DCB042201 OPM: 0422 PROFESSIONAL Path: ZP Effective:08-Jan-17
 Prev. Yr Rate: 0.2478 Curr. Yr Rate: 0.2710 Loc. Diff: 1.02 Gen. Inc. 1.00 Issued:28-Dec-16

Band:	I	II	III	IV	V
Gs Range:	1-6	7-10	11-12	13-14	15-15
Interval					
01	0 - 0	45,970 - 59,946	66,510 - 83,012	94,796 - 117,388	131,767 - 145,159
02	37,113 - 46,127	59,947 - 71,200	83,013 - 95,388	117,389 - 134,333	145,160 - 155,204
03	46,128 - 52,579	71,201 - 78,703	95,389 - 103,639	134,334 - 145,629	155,205 - 161,900
04	52,580 - 54,156	78,704 - 81,064	103,640 - 106,748	145,630 - 149,998	161,900 - 161,900
05	54,157 - 55,781	81,065 - 83,496	106,749 - 109,950	149,999 - 154,498	161,900 - 161,900

Locality Area: Washington-Baltimore-Arlington, DC-MD-VA-WV-PA



Special Pay Tables

Report Run On: January 06, 2017

Page 96 of 293

PPS: DCB983D03 OPM: 983D CLERICAL AND SUPPORT Path: ZS Effective:08-Jan-17
 Prev. Yr Rate: 0.2478 Curr. Yr Rate: 0.2710 Loc. Diff: 1.02 Gen. Inc. 1.00 Issued:28-Dec-16

Band:	I	II	III	IV	V
Gs Range:	1-2	3-4	5-6	7-8	9-10
Interval					
01	23,547 - 27,889	35,975 - 36,830	40,248 - 46,080	49,856 - 55,736	56,659 - 65,519
02	27,890 - 31,146	36,831 - 42,789	46,081 - 53,429	55,737 - 63,832	65,520 - 73,429
03	31,147 - 33,317	42,790 - 46,761	53,430 - 58,329	63,833 - 69,229	73,430 - 78,703
04	33,318 - 34,317	46,762 - 48,164	58,330 - 60,079	69,230 - 71,306	78,704 - 81,064
05	34,318 - 35,347	48,165 - 49,609	60,080 - 61,881	71,307 - 73,445	81,065 - 83,496

Locality Area: Washington-Baltimore-Arlington, DC-MD-VA-WV-PA



Special Pay Tables

Report Run On: January 06, 2017

Page 97 of 293

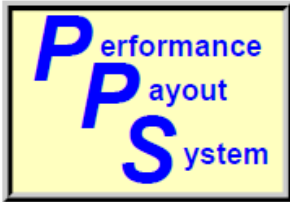
PPS: DCB999C01 OPM: 999C PROFESSIONAL Path: ZP Effective:08-Jan-17
 Prev. Yr Rate: 0.2478 Curr. Yr Rate: 0.2710 Loc. Diff: 1.02 Gen. Inc. 1.00 Issued:28-Dec-16

Band:	I	II	III	IV	V
Gs Range:	1-6	7-10	11-12	13-14	15-15
Interval					
01	0 - 0	47,735 - 59,946	66,510 - 83,012	94,796 - 117,388	131,767 - 145,159
02	39,963 - 46,127	59,947 - 71,200	83,013 - 95,388	117,389 - 134,333	145,160 - 155,204
03	46,128 - 52,579	71,201 - 78,703	95,389 - 103,639	134,334 - 145,629	155,205 - 161,900
04	52,580 - 54,156	78,704 - 81,064	103,640 - 106,748	145,630 - 149,998	161,900 - 161,900
05	54,157 - 55,781	81,065 - 83,496	106,749 - 109,950	149,999 - 154,498	161,900 - 161,900

Series: 1550

2210

Locality Area: Washington-Baltimore-Arlington, DC-MD-VA-WV-PA



Special Pay Tables

Report Run On: January 06, 2017

Page 98 of 293

PPS: DCBLEO OPM: LEO ADMINISTRATIVE Path: ZA Effective:08-Jan-17
 Prev. Yr Rate: 0.2478 Curr. Yr Rate: 0.2710 Loc. Diff: 1.02 Gen. Inc. 1.00 Issued:28-Dec-16

Band:	I	II	III	IV	V
Gs Range:	1-6	7-10	11-12	13-14	15-15
Interval					
01	23,547 - 39,443	50,935 - 64,171	66,510 - 83,010	94,796 - 117,388	131,767 - 145,159
02	39,444 - 51,365	64,172 - 74,098	83,011 - 95,385	117,389 - 134,332	145,160 - 155,203
03	51,366 - 59,321	74,099 - 80,721	95,386 - 103,639	134,333 - 145,629	155,204 - 161,900
04	59,322 - 61,101	80,722 - 83,143	103,640 - 106,748	145,630 - 149,998	161,900 - 161,900
05	61,102 - 62,934	83,144 - 85,637	106,749 - 109,950	149,999 - 154,498	161,900 - 161,900

Series: 1811

Locality Area: Washington-Baltimore-Arlington, DC-MD-VA-WV-PA



Special Pay Tables

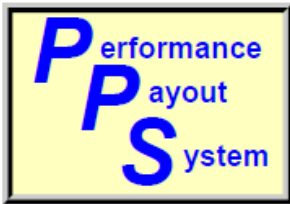
Report Run On: January 06, 2017

Page 99 of 293

PPS: DEN041401 OPM: 0414 PROFESSIONAL Path: ZP Effective:08-Jan-17
 Prev. Yr Rate: 0.2293 Curr. Yr Rate: 0.2465 Loc. Diff: 1.01 Gen. Inc. 1.00 Issued:28-Dec-16

Band:	I	II	III	IV	V
Gs Range:	1-6	7-10	11-12	13-14	15-15
Interval					
01	0 - 0	45,970 - 58,791	65,228 - 81,412	92,969 - 115,125	129,227 - 143,748
02	37,113 - 45,238	58,792 - 69,828	81,413 - 93,549	115,126 - 131,743	143,749 - 154,639
03	45,239 - 51,565	69,829 - 77,186	93,550 - 101,641	131,744 - 142,821	154,640 - 161,900
04	51,566 - 53,112	77,187 - 79,502	101,642 - 104,690	142,822 - 147,106	161,900 - 161,900
05	53,113 - 54,705	79,503 - 81,887	104,691 - 107,831	147,107 - 151,519	161,900 - 161,900

Locality Area: Denver-Aurora, CO



Special Pay Tables

Report Run On: January 06, 2017

Page 100 of 293

PPS: DEN042201 OPM: 0422 PROFESSIONAL Path: ZP Effective:08-Jan-17
 Prev. Yr Rate: 0.2293 Curr. Yr Rate: 0.2465 Loc. Diff: 1.01 Gen. Inc. 1.00 Issued:28-Dec-16

Band:	I	II	III	IV	V
Gs Range:	1-6	7-10	11-12	13-14	15-15
Interval					
01	0 - 0	45,970 - 58,791	65,228 - 81,412	92,969 - 115,125	129,227 - 143,748
02	37,113 - 45,238	58,792 - 69,828	81,413 - 93,549	115,126 - 131,743	143,749 - 154,639
03	45,239 - 51,565	69,829 - 77,186	93,550 - 101,641	131,744 - 142,821	154,640 - 161,900
04	51,566 - 53,112	77,187 - 79,502	101,642 - 104,690	142,822 - 147,106	161,900 - 161,900
05	53,113 - 54,705	79,503 - 81,887	104,691 - 107,831	147,107 - 151,519	161,900 - 161,900

Locality Area: Denver-Aurora, CO



Special Pay Tables

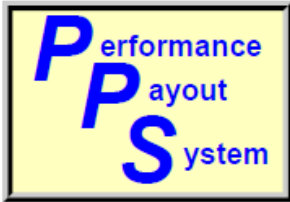
Report Run On: January 06, 2017

Page 101 of 293

PPS: DEN983C03 OPM: 983C CLERICAL AND SUPPORT Path: ZS Effective:08-Jan-17
 Prev. Yr Rate: 0.2293 Curr. Yr Rate: 0.2465 Loc. Diff: 1.01 Gen. Inc. 1.00 Issued:28-Dec-16

Band:	I	II	III	IV	V
Gs Range:	1-2	3-4	5-6	7-8	9-10
Interval					
01	23,093 - 27,352	34,954 - 35,932	39,107 - 44,956	48,442 - 54,350	54,929 - 64,256
02	27,353 - 30,546	35,933 - 41,634	44,957 - 51,987	54,351 - 62,056	64,257 - 72,014
03	30,547 - 32,675	41,635 - 45,435	51,988 - 56,674	62,057 - 67,193	72,015 - 77,186
04	32,676 - 33,655	45,436 - 46,798	56,675 - 58,374	67,194 - 69,209	77,187 - 79,502
05	33,656 - 34,665	46,799 - 48,202	58,375 - 60,125	69,210 - 71,285	79,503 - 81,887

Locality Area: Denver-Aurora, CO



Special Pay Tables

Report Run On: January 06, 2017

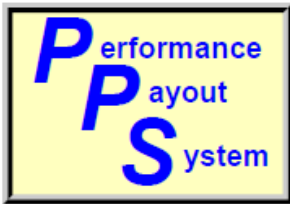
Page 102 of 293

PPS: DEN999D01 OPM: 999D PROFESSIONAL Path: ZP Effective:08-Jan-17
 Prev. Yr Rate: 0.2293 Curr. Yr Rate: 0.2465 Loc. Diff: 1.01 Gen. Inc. 1.00 Issued:28-Dec-16

Band:	I	II	III	IV	V
Gs Range:	1-6	7-10	11-12	13-14	15-15
Interval					
01	0 - 0	48,795 - 58,791	65,228 - 81,412	92,969 - 115,125	129,227 - 143,748
02	40,819 - 46,410	58,792 - 69,828	81,413 - 93,549	115,126 - 131,743	143,749 - 154,639
03	46,411 - 53,072	69,829 - 77,186	93,550 - 101,641	131,744 - 142,821	154,640 - 161,900
04	53,073 - 54,664	77,187 - 79,502	101,642 - 104,690	142,822 - 147,106	161,900 - 161,900
05	54,665 - 56,304	79,503 - 81,887	104,691 - 107,831	147,107 - 151,519	161,900 - 161,900

Series: 1550 2210

Locality Area: Denver-Aurora, CO



Special Pay Tables

Report Run On: January 06, 2017

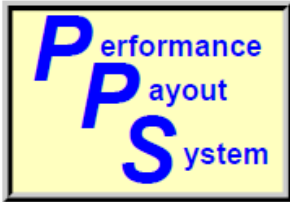
Page 103 of 293

PPS: DENLEO OPM: LEO ADMINISTRATIVE Path: ZA Effective:08-Jan-17
 Prev. Yr Rate: 0.2293 Curr. Yr Rate: 0.2465 Loc. Diff: 1.01 Gen. Inc. 1.00 Issued:28-Dec-16

Band:	I	II	III	IV	V
Gs Range:	1-6	7-10	11-12	13-14	15-15
Interval					
01	23,093 - 38,685	49,953 - 62,933	65,228 - 81,408	92,969 - 115,125	129,227 - 143,747
02	38,686 - 50,379	62,934 - 72,668	81,409 - 93,543	115,126 - 131,742	143,748 - 154,637
03	50,380 - 58,178	72,669 - 79,165	93,544 - 101,641	131,743 - 142,821	154,638 - 161,900
04	58,179 - 59,923	79,166 - 81,540	101,642 - 104,690	142,822 - 147,106	161,900 - 161,900
05	59,924 - 61,721	81,541 - 83,986	104,691 - 107,831	147,107 - 151,519	161,900 - 161,900

Series: 1811

Locality Area: Denver-Aurora, CO



Special Pay Tables

Report Run On: January 06, 2017

Page 104 of 293

PPS: DET041401 OPM: 0414 PROFESSIONAL Path: ZP Effective:08-Jan-17
 Prev. Yr Rate: 0.2440 Curr. Yr Rate: 0.2568 Loc. Diff: 1.01 Gen. Inc. 1.00 Issued:28-Dec-16

Band:	I	II	III	IV	V
Gs Range:	1-6	7-10	11-12	13-14	15-15
Interval					
01	0 - 0	45,970 - 59,277	65,767 - 82,084	93,737 - 116,077	130,295 - 144,342
02	37,113 - 45,611	59,278 - 70,405	82,085 - 94,322	116,078 - 132,832	144,343 - 154,877
03	45,612 - 51,991	70,406 - 77,824	94,323 - 102,481	132,833 - 144,002	154,878 - 161,900
04	51,992 - 53,551	77,825 - 80,159	102,482 - 105,555	144,003 - 148,322	161,900 - 161,900
05	53,552 - 55,158	80,160 - 82,564	105,556 - 108,722	148,323 - 152,772	161,900 - 161,900

Locality Area: Detroit-Warren-Ann Arbor, MI



Special Pay Tables

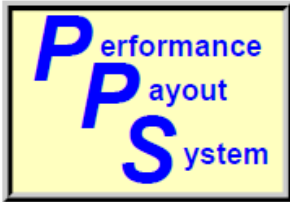
Report Run On: January 06, 2017

Page 105 of 293

PPS: DET042201 OPM: 0422 PROFESSIONAL Path: ZP Effective:08-Jan-17
 Prev. Yr Rate: 0.2440 Curr. Yr Rate: 0.2568 Loc. Diff: 1.01 Gen. Inc. 1.00 Issued:28-Dec-16

Band:	I	II	III	IV	V
Gs Range:	1-6	7-10	11-12	13-14	15-15
Interval					
01	0 - 0	45,970 - 59,277	65,767 - 82,084	93,737 - 116,077	130,295 - 144,342
02	37,113 - 45,611	59,278 - 70,405	82,085 - 94,322	116,078 - 132,832	144,343 - 154,877
03	45,612 - 51,991	70,406 - 77,824	94,323 - 102,481	132,833 - 144,002	154,878 - 161,900
04	51,992 - 53,551	77,825 - 80,159	102,482 - 105,555	144,003 - 148,322	161,900 - 161,900
05	53,552 - 55,158	80,160 - 82,564	105,556 - 108,722	148,323 - 152,772	161,900 - 161,900

Locality Area: Detroit-Warren-Ann Arbor, MI



Special Pay Tables

Report Run On: January 06, 2017

Page 106 of 293

PPS: DET983C03 OPM: 983C CLERICAL AND SUPPORT Path: ZS Effective:08-Jan-17
 Prev. Yr Rate: 0.2440 Curr. Yr Rate: 0.2568 Loc. Diff: 1.01 Gen. Inc. 1.00 Issued:28-Dec-16

Band:	I	II	III	IV	V
Gs Range:	1-2	3-4	5-6	7-8	9-10
Interval					
01	23,283 - 27,577	34,954 - 36,062	39,107 - 45,119	48,442 - 54,552	54,929 - 64,787
02	27,578 - 30,797	36,063 - 41,686	45,120 - 52,052	54,553 - 62,137	64,788 - 72,609
03	30,798 - 32,944	41,687 - 45,435	52,053 - 56,674	62,138 - 67,193	72,610 - 77,824
04	32,945 - 33,932	45,436 - 46,798	56,675 - 58,374	67,194 - 69,209	77,825 - 80,159
05	33,933 - 34,950	46,799 - 48,202	58,375 - 60,125	69,210 - 71,285	80,160 - 82,564

Locality Area: Detroit-Warren-Ann Arbor, MI



Special Pay Tables

Report Run On: January 06, 2017

Page 107 of 293

PPS: DET999D01 OPM: 999D PROFESSIONAL Path: ZP Effective:08-Jan-17
 Prev. Yr Rate: 0.2440 Curr. Yr Rate: 0.2568 Loc. Diff: 1.01 Gen. Inc. 1.00 Issued:28-Dec-16

Band:	I	II	III	IV	V
Gs Range:	1-6	7-10	11-12	13-14	15-15
Interval					
01	0 - 0	48,795 - 59,277	65,767 - 82,084	93,737 - 116,077	130,295 - 144,342
02	40,819 - 46,452	59,278 - 70,405	82,085 - 94,322	116,078 - 132,832	144,343 - 154,877
03	46,453 - 53,072	70,406 - 77,824	94,323 - 102,481	132,833 - 144,002	154,878 - 161,900
04	53,073 - 54,664	77,825 - 80,159	102,482 - 105,555	144,003 - 148,322	161,900 - 161,900
05	54,665 - 56,304	80,160 - 82,564	105,556 - 108,722	148,323 - 152,772	161,900 - 161,900

Series: 1550

2210

Locality Area: Detroit-Warren-Ann Arbor, MI



Special Pay Tables

Report Run On: January 06, 2017

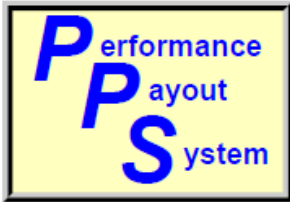
Page 108 of 293

PPS: DETLEO OPM: LEO ADMINISTRATIVE Path: ZA Effective:08-Jan-17
 Prev. Yr Rate: 0.2440 Curr. Yr Rate: 0.2568 Loc. Diff: 1.01 Gen. Inc. 1.00 Issued:28-Dec-16

Band:	I	II	III	IV	V
Gs Range:	1-6	7-10	11-12	13-14	15-15
Interval					
01	23,283 - 39,003	50,366 - 63,454	65,767 - 82,083	93,737 - 116,077	130,295 - 144,339
02	39,004 - 50,793	63,455 - 73,270	82,084 - 94,320	116,078 - 132,832	144,340 - 154,872
03	50,794 - 58,659	73,271 - 79,819	94,321 - 102,481	132,833 - 144,002	154,873 - 161,900
04	58,660 - 60,419	79,820 - 82,214	102,482 - 105,555	144,003 - 148,322	161,900 - 161,900
05	60,420 - 62,232	82,215 - 84,680	105,556 - 108,722	148,323 - 152,772	161,900 - 161,900

Series: 1811

Locality Area: Detroit-Warren-Ann Arbor, MI



Special Pay Tables

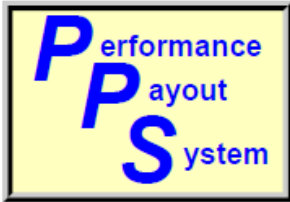
Report Run On: January 06, 2017

Page 109 of 293

PPS: DFW041401 OPM: 0414 PROFESSIONAL Path: ZP Effective:08-Jan-17
 Prev. Yr Rate: 0.2104 Curr. Yr Rate: 0.2261 Loc. Diff: 1.01 Gen. Inc. 1.00 Issued:28-Dec-16

Band:	I	II	III	IV	V
Gs Range:	1-6	7-10	11-12	13-14	15-15
Interval					
01	0 - 0	45,970 - 57,829	64,161 - 80,079	91,447 - 113,241	127,112 - 142,573
02	37,113 - 44,497	57,830 - 68,685	80,080 - 92,018	113,242 - 129,587	142,574 - 154,169
03	44,498 - 50,721	68,686 - 75,923	92,019 - 99,977	129,588 - 140,484	154,170 - 161,900
04	50,722 - 52,243	75,924 - 78,201	99,978 - 102,976	140,485 - 144,699	161,900 - 161,900
05	52,244 - 53,810	78,202 - 80,547	102,977 - 106,065	144,700 - 149,040	161,900 - 161,900

Locality Area: Dallas-Fort Worth, TX-OK



Special Pay Tables

Report Run On: January 06, 2017

Page 110 of 293

PPS: DFW042201 OPM: 0422 PROFESSIONAL Path: ZP Effective:08-Jan-17
 Prev. Yr Rate: 0.2104 Curr. Yr Rate: 0.2261 Loc. Diff: 1.01 Gen. Inc. 1.00 Issued:28-Dec-16

Band:	I	II	III	IV	V
Gs Range:	1-6	7-10	11-12	13-14	15-15
Interval					
01	0 - 0	45,970 - 57,829	64,161 - 80,079	91,447 - 113,241	127,112 - 142,573
02	37,113 - 44,497	57,830 - 68,685	80,080 - 92,018	113,242 - 129,587	142,574 - 154,169
03	44,498 - 50,721	68,686 - 75,923	92,019 - 99,977	129,588 - 140,484	154,170 - 161,900
04	50,722 - 52,243	75,924 - 78,201	99,978 - 102,976	140,485 - 144,699	161,900 - 161,900
05	52,244 - 53,810	78,202 - 80,547	102,977 - 106,065	144,700 - 149,040	161,900 - 161,900

Locality Area: Dallas-Fort Worth, TX-OK



Special Pay Tables

Report Run On: January 06, 2017

Page 111 of 293

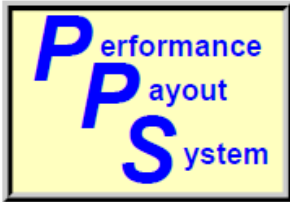
PPS: DFW999C01 OPM: 999C PROFESSIONAL Path: ZP Effective:08-Jan-17
 Prev. Yr Rate: 0.2104 Curr. Yr Rate: 0.2261 Loc. Diff: 1.01 Gen. Inc. 1.00 Issued:28-Dec-16

Band:	I	II	III	IV	V
Gs Range:	1-6	7-10	11-12	13-14	15-15
Interval					
01	0 - 0	47,735 - 57,829	64,161 - 80,079	91,447 - 113,241	127,112 - 142,573
02	39,963 - 45,460	57,830 - 68,685	80,080 - 92,018	113,242 - 129,587	142,574 - 154,169
03	45,461 - 51,958	68,686 - 75,923	92,019 - 99,977	129,588 - 140,484	154,170 - 161,900
04	51,959 - 53,517	75,924 - 78,201	99,978 - 102,976	140,485 - 144,699	161,900 - 161,900
05	53,518 - 55,123	78,202 - 80,547	102,977 - 106,065	144,700 - 149,040	161,900 - 161,900

Series: 1550

2210

Locality Area: Dallas-Fort Worth, TX-OK



Special Pay Tables

Report Run On: January 06, 2017

Page 112 of 293

PPS: DFWLEO OPM: LEO ADMINISTRATIVE Path: ZA Effective:08-Jan-17
 Prev. Yr Rate: 0.2104 Curr. Yr Rate: 0.2261 Loc. Diff: 1.01 Gen. Inc. 1.00 Issued:28-Dec-16

Band:	I	II	III	IV	V
Gs Range:	1-6	7-10	11-12	13-14	15-15
Interval					
01	22,715 - 38,051	49,136 - 61,904	64,161 - 80,077	91,447 - 113,239	127,112 - 142,572
02	38,052 - 49,553	61,905 - 71,480	80,078 - 92,014	113,240 - 129,583	142,573 - 154,167
03	49,554 - 57,226	71,481 - 77,870	92,015 - 99,977	129,584 - 140,484	154,168 - 161,900
04	57,227 - 58,943	77,871 - 80,206	99,978 - 102,976	140,485 - 144,699	161,900 - 161,900
05	58,944 - 60,711	80,207 - 82,612	102,977 - 106,065	144,700 - 149,040	161,900 - 161,900

Series: 1811

Locality Area: Dallas-Fort Worth, TX-OK



Special Pay Tables

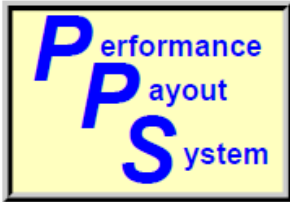
Report Run On: January 06, 2017

Page 113 of 293

PPS: DV030501 OPM: 0305 PROFESSIONAL Path: ZP Effective:08-Jan-17
 Prev. Yr Rate: 0.1443 Curr. Yr Rate: 0.1556 Loc. Diff: 1.01 Gen. Inc. 1.00 Issued:28-Dec-16

Band:	I	II	III	IV	V
Gs Range:	1-6	7-10	11-12	13-14	15-15
Interval					
01	0 - 0	40,861 - 54,504	60,471 - 75,475	86,189 - 106,730	119,803 - 135,778
02	33,305 - 41,939	54,505 - 64,736	75,476 - 86,727	106,731 - 122,136	135,779 - 147,759
03	41,940 - 47,805	64,737 - 71,557	86,728 - 94,229	122,137 - 132,406	147,760 - 155,747
04	47,806 - 49,239	71,558 - 73,704	94,230 - 97,056	132,407 - 136,378	155,748 - 160,419
05	49,240 - 50,716	73,705 - 75,915	97,057 - 99,968	136,379 - 140,469	160,420 - 161,900

Locality Area: Davenport-Moline, IA-IL



Special Pay Tables

Report Run On: January 06, 2017

Page 114 of 293

PPS: DV041401 OPM: 0414 PROFESSIONAL Path: ZP Effective:08-Jan-17
 Prev. Yr Rate: 0.1443 Curr. Yr Rate: 0.1556 Loc. Diff: 1.01 Gen. Inc. 1.00 Issued:28-Dec-16

Band:	I	II	III	IV	V
Gs Range:	1-6	7-10	11-12	13-14	15-15
Interval					
01	0 - 0	45,970 - 54,504	60,471 - 75,475	86,189 - 106,730	119,803 - 135,778
02	37,113 - 41,939	54,505 - 64,736	75,476 - 86,727	106,731 - 122,136	135,779 - 147,759
03	41,940 - 47,805	64,737 - 71,557	86,728 - 94,229	122,137 - 132,406	147,760 - 155,747
04	47,806 - 49,239	71,558 - 73,704	94,230 - 97,056	132,407 - 136,378	155,748 - 160,419
05	49,240 - 50,716	73,705 - 75,915	97,057 - 99,968	136,379 - 140,469	160,420 - 161,900

Locality Area: Davenport-Moline, IA-IL



Special Pay Tables

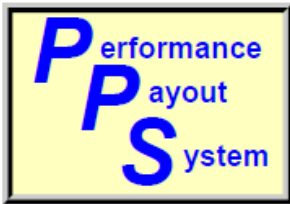
Report Run On: January 06, 2017

Page 115 of 293

PPS: DV042201 OPM: 0422 PROFESSIONAL Path: ZP Effective:08-Jan-17
 Prev. Yr Rate: 0.1443 Curr. Yr Rate: 0.1556 Loc. Diff: 1.01 Gen. Inc. 1.00 Issued:28-Dec-16

Band:	I	II	III	IV	V
Gs Range:	1-6	7-10	11-12	13-14	15-15
Interval					
01	0 - 0	45,970 - 54,504	61,049 - 75,475	86,189 - 106,730	119,803 - 135,778
02	37,113 - 41,939	54,505 - 64,736	75,476 - 86,727	106,731 - 122,136	135,779 - 147,759
03	41,940 - 47,805	64,737 - 71,557	86,728 - 94,229	122,137 - 132,406	147,760 - 155,747
04	47,806 - 49,239	71,558 - 73,704	94,230 - 97,056	132,407 - 136,378	155,748 - 160,419
05	49,240 - 50,716	73,705 - 75,915	97,057 - 99,968	136,379 - 140,469	160,420 - 161,900

Locality Area: Davenport-Moline, IA-IL



Special Pay Tables

Report Run On: January 06, 2017

Page 116 of 293

PPS: DV999B01 OPM: 999B PROFESSIONAL Path: ZP Effective:08-Jan-17
 Prev. Yr Rate: 0.1443 Curr. Yr Rate: 0.1556 Loc. Diff: 1.01 Gen. Inc. 1.00 Issued:28-Dec-16

Band:	I	II	III	IV	V
Gs Range:	1-6	7-10	11-12	13-14	15-15
Interval					
01	0 - 0	47,027 - 55,189	61,748 - 75,475	86,189 - 106,730	119,803 - 135,778
02	39,392 - 44,592	55,190 - 65,934	75,476 - 86,727	106,731 - 122,136	135,779 - 147,759
03	44,593 - 51,216	65,935 - 73,098	86,728 - 94,229	122,137 - 132,406	147,760 - 155,747
04	51,217 - 52,752	73,099 - 75,291	94,230 - 97,056	132,407 - 136,378	155,748 - 160,419
05	52,753 - 54,335	75,292 - 77,550	97,057 - 99,968	136,379 - 140,469	160,420 - 161,900

Series: 1550 2210

Locality Area: Davenport-Moline, IA-IL



Special Pay Tables

Report Run On: January 06, 2017

Page 117 of 293

PPS: DV999C01 OPM: 999C PROFESSIONAL Path: ZP Effective:08-Jan-17
 Prev. Yr Rate: 0.1443 Curr. Yr Rate: 0.1556 Loc. Diff: 1.01 Gen. Inc. 1.00 Issued:28-Dec-16

Band:	I	II	III	IV	V
Gs Range:	1-6	7-10	11-12	13-14	15-15
Interval					
01	0 - 0	47,735 - 55,189	62,795 - 75,475	86,189 - 106,730	119,803 - 135,778
02	39,963 - 45,169	55,190 - 65,934	75,476 - 86,727	106,731 - 122,136	135,779 - 147,759
03	45,170 - 51,958	65,935 - 73,098	86,728 - 94,229	122,137 - 132,406	147,760 - 155,747
04	51,959 - 53,517	73,099 - 75,291	94,230 - 97,056	132,407 - 136,378	155,748 - 160,419
05	53,518 - 55,123	75,292 - 77,550	97,057 - 99,968	136,379 - 140,469	160,420 - 161,900

Series: 1550 2210

Locality Area: Davenport-Moline, IA-IL



Special Pay Tables

Report Run On: January 06, 2017

Page 118 of 293

PPS: DV999D01 OPM: 999D PROFESSIONAL Path: ZP Effective:08-Jan-17
 Prev. Yr Rate: 0.1443 Curr. Yr Rate: 0.1556 Loc. Diff: 1.01 Gen. Inc. 1.00 Issued:28-Dec-16

Band:	I	II	III	IV	V
Gs Range:	1-6	7-10	11-12	13-14	15-15
Interval					
01	0 - 0	48,795 - 55,938	60,471 - 75,475	86,189 - 106,730	119,803 - 135,778
02	40,819 - 46,036	55,939 - 67,246	75,476 - 86,727	106,731 - 122,136	135,779 - 147,759
03	46,037 - 53,072	67,247 - 74,785	86,728 - 94,229	122,137 - 132,406	147,760 - 155,747
04	53,073 - 54,664	74,786 - 77,029	94,230 - 97,056	132,407 - 136,378	155,748 - 160,419
05	54,665 - 56,304	77,030 - 79,340	97,057 - 99,968	136,379 - 140,469	160,420 - 161,900

Series: 1550 2210

Locality Area: Davenport-Moline, IA-IL



Special Pay Tables

Report Run On: January 06, 2017

Page 119 of 293

PPS: DV999E01 OPM: 999E PROFESSIONAL Path: ZP Effective:08-Jan-17
 Prev. Yr Rate: 0.1443 Curr. Yr Rate: 0.1556 Loc. Diff: 1.01 Gen. Inc. 1.00 Issued:28-Dec-16

Band:	I	II	III	IV	V
Gs Range:	1-6	7-10	11-12	13-14	15-15
Interval					
01	0 - 0	49,503 - 56,438	60,471 - 75,475	86,189 - 106,730	119,803 - 135,778
02	41,390 - 46,613	56,439 - 68,121	75,476 - 86,727	106,731 - 122,136	135,779 - 147,759
03	46,614 - 53,814	68,122 - 75,909	86,728 - 94,229	122,137 - 132,406	147,760 - 155,747
04	53,815 - 55,428	75,910 - 78,186	94,230 - 97,056	132,407 - 136,378	155,748 - 160,419
05	55,429 - 57,091	78,187 - 80,532	97,057 - 99,968	136,379 - 140,469	160,420 - 161,900

Series: 1550 2210

Locality Area: Davenport-Moline, IA-IL



Special Pay Tables

Report Run On: January 06, 2017

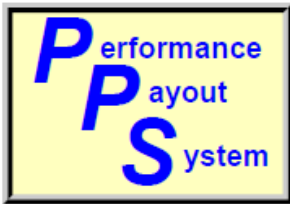
Page 120 of 293

PPS: DV999F01 OPM: 999F PROFESSIONAL Path: ZP Effective:08-Jan-17
 Prev. Yr Rate: 0.1443 Curr. Yr Rate: 0.1556 Loc. Diff: 1.01 Gen. Inc. 1.00 Issued:28-Dec-16

Band:	I	II	III	IV	V
Gs Range:	1-6	7-10	11-12	13-14	15-15
Interval					
01	0 - 0	50,917 - 57,437	60,471 - 75,475	86,189 - 106,730	119,803 - 135,778
02	42,532 - 47,767	57,438 - 69,870	75,476 - 86,727	106,731 - 122,136	135,779 - 147,759
03	47,768 - 55,298	69,871 - 78,158	86,728 - 94,229	122,137 - 132,406	147,760 - 155,747
04	55,299 - 56,957	78,159 - 80,503	94,230 - 97,056	132,407 - 136,378	155,748 - 160,419
05	56,958 - 58,666	80,504 - 82,918	97,057 - 99,968	136,379 - 140,469	160,420 - 161,900

Series: 1550 2210

Locality Area: Davenport-Moline, IA-IL



Special Pay Tables

Report Run On: January 06, 2017

Page 121 of 293

PPS: DVLEO OPM: LEO ADMINISTRATIVE Path: ZA Effective:08-Jan-17
 Prev. Yr Rate: 0.1443 Curr. Yr Rate: 0.1556 Loc. Diff: 1.01 Gen. Inc. 1.00 Issued:28-Dec-16

Band:	I	II	III	IV	V
Gs Range:	1-6	7-10	11-12	13-14	15-15
Interval					
01	21,409 - 35,865	46,311 - 58,347	60,471 - 75,471	86,189 - 106,729	119,803 - 135,775
02	35,866 - 46,707	58,348 - 67,374	75,472 - 86,721	106,730 - 122,134	135,776 - 147,754
03	46,708 - 53,935	67,375 - 73,392	86,722 - 94,229	122,135 - 132,406	147,755 - 155,747
04	53,936 - 55,553	73,393 - 75,594	94,230 - 97,056	132,407 - 136,378	155,748 - 160,419
05	55,554 - 57,220	75,595 - 77,862	97,057 - 99,968	136,379 - 140,469	160,420 - 161,900

Series: 1811

Locality Area: Davenport-Moline, IA-IL



Special Pay Tables

Report Run On: January 06, 2017

Page 122 of 293

PPS: HAR041401 OPM: 0414 PROFESSIONAL Path: ZP Effective:08-Jan-17
 Prev. Yr Rate: 0.2620 Curr. Yr Rate: 0.2757 Loc. Diff: 1.01 Gen. Inc. 1.00 Issued:28-Dec-16

Band:	I	II	III	IV	V
Gs Range:	1-6	7-10	11-12	13-14	15-15
Interval					
01	0 - 0	45,970 - 60,168	66,756 - 83,319	95,147 - 117,823	132,254 - 145,430
02	37,113 - 46,298	60,169 - 71,464	83,320 - 95,741	117,824 - 134,829	145,431 - 155,312
03	46,299 - 52,773	71,465 - 78,994	95,742 - 104,022	134,830 - 146,167	155,313 - 161,900
04	52,774 - 54,356	78,995 - 81,364	104,023 - 107,143	146,168 - 150,552	161,900 - 161,900
05	54,357 - 55,987	81,365 - 83,805	107,144 - 110,357	150,553 - 155,069	161,900 - 161,900

Locality Area: Hartford-West Hartford, CT-MA



Special Pay Tables

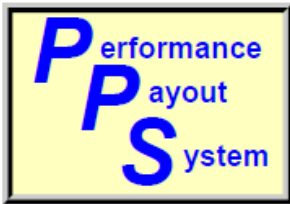
Report Run On: January 06, 2017

Page 123 of 293

PPS: HAR042201 OPM: 0422 PROFESSIONAL Path: ZP Effective:08-Jan-17
 Prev. Yr Rate: 0.2620 Curr. Yr Rate: 0.2757 Loc. Diff: 1.01 Gen. Inc. 1.00 Issued:28-Dec-16

Band:	I	II	III	IV	V
Gs Range:	1-6	7-10	11-12	13-14	15-15
Interval					
01	0 - 0	45,970 - 60,168	66,756 - 83,319	95,147 - 117,823	132,254 - 145,430
02	37,113 - 46,298	60,169 - 71,464	83,320 - 95,741	117,824 - 134,829	145,431 - 155,312
03	46,299 - 52,773	71,465 - 78,994	95,742 - 104,022	134,830 - 146,167	155,313 - 161,900
04	52,774 - 54,356	78,995 - 81,364	104,023 - 107,143	146,168 - 150,552	161,900 - 161,900
05	54,357 - 55,987	81,365 - 83,805	107,144 - 110,357	150,553 - 155,069	161,900 - 161,900

Locality Area: Hartford-West Hartford, CT-MA



Special Pay Tables

Report Run On: January 06, 2017

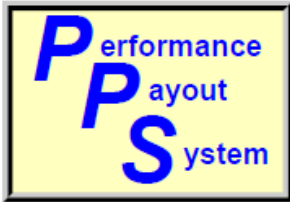
Page 124 of 293

PPS: HAR999D01 OPM: 999D PROFESSIONAL Path: ZP Effective:08-Jan-17
 Prev. Yr Rate: 0.2620 Curr. Yr Rate: 0.2757 Loc. Diff: 1.01 Gen. Inc. 1.00 Issued:28-Dec-16

Band:	I	II	III	IV	V
Gs Range:	1-6	7-10	11-12	13-14	15-15
Interval					
01	0 - 0	48,795 - 60,168	66,756 - 83,319	95,147 - 117,823	132,254 - 145,430
02	40,819 - 46,530	60,169 - 71,464	83,320 - 95,741	117,824 - 134,829	145,431 - 155,312
03	46,531 - 53,072	71,465 - 78,994	95,742 - 104,022	134,830 - 146,167	155,313 - 161,900
04	53,073 - 54,664	78,995 - 81,364	104,023 - 107,143	146,168 - 150,552	161,900 - 161,900
05	54,665 - 56,304	81,365 - 83,805	107,144 - 110,357	150,553 - 155,069	161,900 - 161,900

Series: 1550 2210

Locality Area: Hartford-West Hartford, CT-MA



Special Pay Tables

Report Run On: January 06, 2017

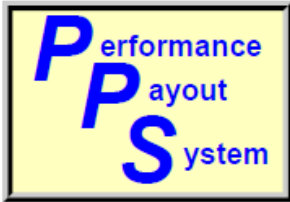
Page 125 of 293

PPS: HARLEO OPM: LEO ADMINISTRATIVE Path: ZA Effective:08-Jan-17
 Prev. Yr Rate: 0.2620 Curr. Yr Rate: 0.2757 Loc. Diff: 1.01 Gen. Inc. 1.00 Issued:28-Dec-16

Band:	I	II	III	IV	V
Gs Range:	1-6	7-10	11-12	13-14	15-15
Interval					
01	23,634 - 39,590	51,124 - 64,408	66,756 - 83,316	95,147 - 117,819	132,254 - 145,430
02	39,591 - 51,557	64,409 - 74,371	83,317 - 95,736	117,820 - 134,823	145,431 - 155,312
03	51,558 - 59,541	74,372 - 81,020	95,737 - 104,022	134,824 - 146,167	155,313 - 161,900
04	59,542 - 61,327	81,021 - 83,451	104,023 - 107,143	146,168 - 150,552	161,900 - 161,900
05	61,328 - 63,167	83,452 - 85,955	107,144 - 110,357	150,553 - 155,069	161,900 - 161,900

Series: 1811

Locality Area: Hartford-West Hartford, CT-MA



Special Pay Tables

Report Run On: January 06, 2017

Page 126 of 293

PPS: HB030501 OPM: 0305 PROFESSIONAL Path: ZP Effective:08-Jan-17
 Prev. Yr Rate: 0.1447 Curr. Yr Rate: 0.1563 Loc. Diff: 1.01 Gen. Inc. 1.00 Issued:28-Dec-16

Band:	I	II	III	IV	V
Gs Range:	1-6	7-10	11-12	13-14	15-15
Interval					
01	0 - 0	40,886 - 54,537	60,508 - 75,520	86,241 - 106,795	119,876 - 135,860
02	33,305 - 41,965	54,538 - 64,775	75,521 - 86,780	106,796 - 122,210	135,861 - 147,849
03	41,966 - 47,834	64,776 - 71,600	86,781 - 94,286	122,211 - 132,487	147,850 - 155,841
04	47,835 - 49,269	71,601 - 73,748	94,287 - 97,115	132,488 - 136,462	155,842 - 160,516
05	49,270 - 50,747	73,749 - 75,960	97,116 - 100,028	136,463 - 140,556	160,517 - 161,900

Locality Area: Harrisburg-Lebanon, PA



Special Pay Tables

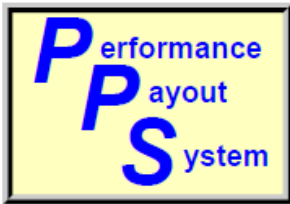
Report Run On: January 06, 2017

Page 127 of 293

PPS: HB041401 OPM: 0414 PROFESSIONAL Path: ZP Effective:08-Jan-17
 Prev. Yr Rate: 0.1447 Curr. Yr Rate: 0.1563 Loc. Diff: 1.01 Gen. Inc. 1.00 Issued:28-Dec-16

Band:	I	II	III	IV	V
Gs Range:	1-6	7-10	11-12	13-14	15-15
Interval					
01	0 - 0	45,970 - 54,537	60,508 - 75,520	86,241 - 106,795	119,876 - 135,860
02	37,113 - 41,965	54,538 - 64,775	75,521 - 86,780	106,796 - 122,210	135,861 - 147,849
03	41,966 - 47,834	64,776 - 71,600	86,781 - 94,286	122,211 - 132,487	147,850 - 155,841
04	47,835 - 49,269	71,601 - 73,748	94,287 - 97,115	132,488 - 136,462	155,842 - 160,516
05	49,270 - 50,747	73,749 - 75,960	97,116 - 100,028	136,463 - 140,556	160,517 - 161,900

Locality Area: Harrisburg-Lebanon, PA



Special Pay Tables

Report Run On: January 06, 2017

Page 128 of 293

PPS: HB042201 OPM: 0422 PROFESSIONAL Path: ZP Effective:08-Jan-17
 Prev. Yr Rate: 0.1447 Curr. Yr Rate: 0.1563 Loc. Diff: 1.01 Gen. Inc. 1.00 Issued:28-Dec-16

Band:	I	II	III	IV	V
Gs Range:	1-6	7-10	11-12	13-14	15-15
Interval					
01	0 - 0	45,970 - 54,537	61,049 - 75,520	86,241 - 106,795	119,876 - 135,860
02	37,113 - 41,965	54,538 - 64,775	75,521 - 86,780	106,796 - 122,210	135,861 - 147,849
03	41,966 - 47,834	64,776 - 71,600	86,781 - 94,286	122,211 - 132,487	147,850 - 155,841
04	47,835 - 49,269	71,601 - 73,748	94,287 - 97,115	132,488 - 136,462	155,842 - 160,516
05	49,270 - 50,747	73,749 - 75,960	97,116 - 100,028	136,463 - 140,556	160,517 - 161,900

Locality Area: Harrisburg-Lebanon, PA



Special Pay Tables

Report Run On: January 06, 2017

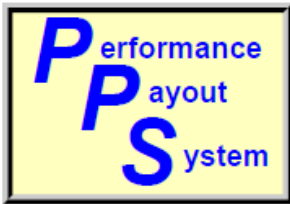
Page 129 of 293

PPS: HB999B01 OPM: 999B PROFESSIONAL Path: ZP Effective:08-Jan-17
 Prev. Yr Rate: 0.1447 Curr. Yr Rate: 0.1563 Loc. Diff: 1.01 Gen. Inc. 1.00 Issued:28-Dec-16

Band:	I	II	III	IV	V
Gs Range:	1-6	7-10	11-12	13-14	15-15
Interval					
01	0 - 0	47,027 - 55,202	61,748 - 75,520	86,241 - 106,795	119,876 - 135,860
02	39,392 - 44,595	55,203 - 65,940	75,521 - 86,780	106,796 - 122,210	135,861 - 147,849
03	44,596 - 51,216	65,941 - 73,098	86,781 - 94,286	122,211 - 132,487	147,850 - 155,841
04	51,217 - 52,752	73,099 - 75,291	94,287 - 97,115	132,488 - 136,462	155,842 - 160,516
05	52,753 - 54,335	75,292 - 77,550	97,116 - 100,028	136,463 - 140,556	160,517 - 161,900

Series: 1550 2210

Locality Area: Harrisburg-Lebanon, PA



Special Pay Tables

Report Run On: January 06, 2017

Page 130 of 293

PPS: HB999C01 OPM: 999C PROFESSIONAL Path: ZP Effective:08-Jan-17
 Prev. Yr Rate: 0.1447 Curr. Yr Rate: 0.1563 Loc. Diff: 1.01 Gen. Inc. 1.00 Issued:28-Dec-16

Band:	I	II	III	IV	V
Gs Range:	1-6	7-10	11-12	13-14	15-15
Interval					
01	0 - 0	47,735 - 55,202	62,795 - 75,520	86,241 - 106,795	119,876 - 135,860
02	39,963 - 45,172	55,203 - 65,940	75,521 - 86,780	106,796 - 122,210	135,861 - 147,849
03	45,173 - 51,958	65,941 - 73,098	86,781 - 94,286	122,211 - 132,487	147,850 - 155,841
04	51,959 - 53,517	73,099 - 75,291	94,287 - 97,115	132,488 - 136,462	155,842 - 160,516
05	53,518 - 55,123	75,292 - 77,550	97,116 - 100,028	136,463 - 140,556	160,517 - 161,900

Series: 1550 2210

Locality Area: Harrisburg-Lebanon, PA



Special Pay Tables

Report Run On: January 06, 2017

Page 131 of 293

PPS: HB999D01 OPM: 999D PROFESSIONAL Path: ZP Effective:08-Jan-17
 Prev. Yr Rate: 0.1447 Curr. Yr Rate: 0.1563 Loc. Diff: 1.01 Gen. Inc. 1.00 Issued:28-Dec-16

Band:	I	II	III	IV	V
Gs Range:	1-6	7-10	11-12	13-14	15-15
Interval					
01	0 - 0	48,795 - 55,952	60,508 - 75,520	86,241 - 106,795	119,876 - 135,860
02	40,819 - 46,039	55,953 - 67,252	75,521 - 86,780	106,796 - 122,210	135,861 - 147,849
03	46,040 - 53,072	67,253 - 74,785	86,781 - 94,286	122,211 - 132,487	147,850 - 155,841
04	53,073 - 54,664	74,786 - 77,029	94,287 - 97,115	132,488 - 136,462	155,842 - 160,516
05	54,665 - 56,304	77,030 - 79,340	97,116 - 100,028	136,463 - 140,556	160,517 - 161,900

Series: 1550 2210

Locality Area: Harrisburg-Lebanon, PA



Special Pay Tables

Report Run On: January 06, 2017

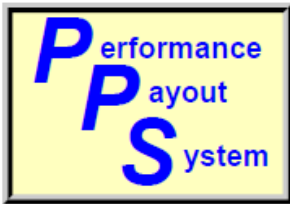
Page 132 of 293

PPS: HB999E01 OPM: 999E PROFESSIONAL Path: ZP Effective:08-Jan-17
 Prev. Yr Rate: 0.1447 Curr. Yr Rate: 0.1563 Loc. Diff: 1.01 Gen. Inc. 1.00 Issued:28-Dec-16

Band:	I	II	III	IV	V
Gs Range:	1-6	7-10	11-12	13-14	15-15
Interval					
01	0 - 0	49,503 - 56,452	60,508 - 75,520	86,241 - 106,795	119,876 - 135,860
02	41,390 - 46,616	56,453 - 68,126	75,521 - 86,780	106,796 - 122,210	135,861 - 147,849
03	46,617 - 53,814	68,127 - 75,909	86,781 - 94,286	122,211 - 132,487	147,850 - 155,841
04	53,815 - 55,428	75,910 - 78,186	94,287 - 97,115	132,488 - 136,462	155,842 - 160,516
05	55,429 - 57,091	78,187 - 80,532	97,116 - 100,028	136,463 - 140,556	160,517 - 161,900

Series: 1550 2210

Locality Area: Harrisburg-Lebanon, PA



Special Pay Tables

Report Run On: January 06, 2017

Page 133 of 293

PPS: HB999F01 OPM: 999F PROFESSIONAL Path: ZP Effective:08-Jan-17
 Prev. Yr Rate: 0.1447 Curr. Yr Rate: 0.1563 Loc. Diff: 1.01 Gen. Inc. 1.00 Issued:28-Dec-16

Band:	I	II	III	IV	V
Gs Range:	1-6	7-10	11-12	13-14	15-15
Interval					
01	0 - 0	50,917 - 57,451	60,508 - 75,520	86,241 - 106,795	119,876 - 135,860
02	42,532 - 47,770	57,452 - 69,875	75,521 - 86,780	106,796 - 122,210	135,861 - 147,849
03	47,771 - 55,298	69,876 - 78,158	86,781 - 94,286	122,211 - 132,487	147,850 - 155,841
04	55,299 - 56,957	78,159 - 80,503	94,287 - 97,115	132,488 - 136,462	155,842 - 160,516
05	56,958 - 58,666	80,504 - 82,918	97,116 - 100,028	136,463 - 140,556	160,517 - 161,900

Series: 1550 2210

Locality Area: Harrisburg-Lebanon, PA



Special Pay Tables

Report Run On: January 06, 2017

Page 134 of 293

PPS: HBLEO OPM: LEO ADMINISTRATIVE Path: ZA Effective:08-Jan-17
 Prev. Yr Rate: 0.1447 Curr. Yr Rate: 0.1563 Loc. Diff: 1.01 Gen. Inc. 1.00 Issued:28-Dec-16

Band:	I	II	III	IV	V
Gs Range:	1-6	7-10	11-12	13-14	15-15
Interval					
01	21,422 - 35,886	46,339 - 58,379	60,508 - 75,520	86,241 - 106,793	119,876 - 135,860
02	35,887 - 46,734	58,380 - 67,409	75,521 - 86,779	106,794 - 122,207	135,861 - 147,848
03	46,735 - 53,968	67,410 - 73,437	86,780 - 94,286	122,208 - 132,487	147,849 - 155,841
04	53,969 - 55,587	73,438 - 75,640	94,287 - 97,115	132,488 - 136,462	155,842 - 160,516
05	55,588 - 57,255	75,641 - 77,909	97,116 - 100,028	136,463 - 140,556	160,517 - 161,900

Series: 1811

Locality Area: Harrisburg-Lebanon, PA



Special Pay Tables

Report Run On: January 06, 2017

Page 135 of 293

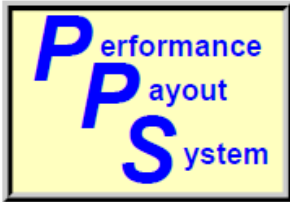
PPS: HI305H01 OPM: 305H PROFESSIONAL Path: ZP Effective:08-Jan-17
 Prev. Yr Rate: 0.1681 Curr. Yr Rate: 0.1792 Loc. Diff: 1.01 Gen. Inc. 1.00 Issued:28-Dec-16

Band:	I	II	III	IV	V
Gs Range:	1-6	7-10	11-12	13-14	15-15
Interval					
01	0 - 0	46,411 - 57,734	65,194 - 77,945	87,949 - 108,909	122,250 - 138,551
02	38,420 - 42,795	57,735 - 69,763	77,946 - 90,124	108,910 - 124,630	138,552 - 150,777
03	42,796 - 48,781	69,764 - 77,782	90,125 - 98,244	124,631 - 135,110	150,778 - 158,928
04	48,782 - 50,244	77,783 - 80,115	98,245 - 101,191	135,111 - 139,163	158,929 - 161,900
05	50,245 - 51,751	80,116 - 82,518	101,192 - 104,227	139,164 - 143,338	161,900 - 161,900

Counties:

State of Hawaii 15 0000 000

Locality Area: Hawaii



Special Pay Tables

Report Run On: January 06, 2017

Page 136 of 293

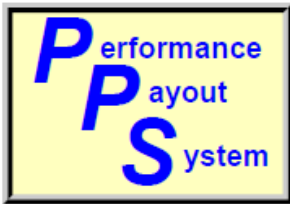
PPS: HI414H01 OPM: 414H PROFESSIONAL Path: ZP Effective:08-Jan-17
 Prev. Yr Rate: 0.1681 Curr. Yr Rate: 0.1792 Loc. Diff: 1.01 Gen. Inc. 1.00 Issued:28-Dec-16

Band:	I	II	III	IV	V
Gs Range:	1-6	7-10	11-12	13-14	15-15
Interval					
01	0 - 0	52,306 - 58,401	68,682 - 77,945	87,949 - 108,909	122,250 - 138,551
02	42,228 - 45,557	58,402 - 70,930	77,946 - 90,124	108,910 - 124,630	138,552 - 150,777
03	45,558 - 52,332	70,931 - 79,283	90,125 - 98,244	124,631 - 135,110	150,778 - 158,928
04	52,333 - 53,902	79,284 - 81,661	98,245 - 101,191	135,111 - 139,163	158,929 - 161,900
05	53,903 - 55,519	81,662 - 84,111	101,192 - 104,227	139,164 - 143,338	161,900 - 161,900

Counties:

State of Hawaii 15 0000 000

Locality Area: Hawaii



Special Pay Tables

Report Run On: January 06, 2017

Page 137 of 293

PPS: HI422H01 OPM: 422H PROFESSIONAL Path: ZP Effective:08-Jan-17
 Prev. Yr Rate: 0.1681 Curr. Yr Rate: 0.1792 Loc. Diff: 1.01 Gen. Inc. 1.00 Issued:28-Dec-16

Band:	I	II	III	IV	V
Gs Range:	1-6	7-10	11-12	13-14	15-15
Interval					
01	0 - 0	52,306 - 58,401	70,426 - 79,804	87,949 - 108,909	122,250 - 138,551
02	42,228 - 45,557	58,402 - 70,930	79,805 - 93,377	108,910 - 124,630	138,552 - 150,777
03	45,558 - 52,332	70,931 - 79,283	93,378 - 102,426	124,631 - 135,110	150,778 - 158,928
04	52,333 - 53,902	79,284 - 81,661	102,427 - 105,499	135,111 - 139,163	158,929 - 161,900
05	53,903 - 55,519	81,662 - 84,111	105,500 - 108,664	139,164 - 143,338	161,900 - 161,900

Counties:

State of Hawaii 15 0000 000

Locality Area: Hawaii



Special Pay Tables

Report Run On: January 06, 2017

Page 138 of 293

PPS: HI99AH01 OPM: 99AH PROFESSIONAL Path: ZP Effective:08-Jan-17
 Prev. Yr Rate: 0.1681 Curr. Yr Rate: 0.1792 Loc. Diff: 1.01 Gen. Inc. 1.00 Issued:28-Dec-16

Band:	I	II	III	IV	V
Gs Range:	1-6	7-10	11-12	13-14	15-15
Interval					
01	0 - 0	52,303 - 60,130	70,602 - 80,640	87,949 - 108,909	122,250 - 138,551
02	42,224 - 47,553	60,131 - 73,956	80,641 - 94,840	108,910 - 124,630	138,552 - 150,777
03	47,554 - 54,898	73,957 - 83,174	94,841 - 104,307	124,631 - 135,110	150,778 - 158,928
04	54,899 - 56,545	83,175 - 85,669	104,308 - 107,436	135,111 - 139,163	158,929 - 161,900
05	56,546 - 58,241	85,670 - 88,239	107,437 - 110,659	139,164 - 143,338	161,900 - 161,900

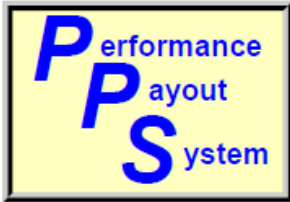
Series: 1550

2210

Counties:

State of Hawaii 15 0000 000

Locality Area: Hawaii



Special Pay Tables

Report Run On: January 06, 2017

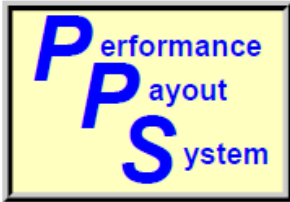
Page 139 of 293

PPS: HILEO OPM: LEO ADMINISTRATIVE Path: ZA Effective:08-Jan-17
 Prev. Yr Rate: 0.1681 Curr. Yr Rate: 0.1792 Loc. Diff: 1.01 Gen. Inc. 1.00 Issued:28-Dec-16

Band:	I	II	III	IV	V
Gs Range:	1-6	7-10	11-12	13-14	15-15
Interval					
01	21,846 - 36,594	47,256 - 59,536	61,706 - 77,014	87,949 - 108,909	122,250 - 138,550
02	36,595 - 47,655	59,537 - 68,746	77,015 - 88,495	108,910 - 124,629	138,551 - 150,775
03	47,656 - 55,037	68,747 - 74,891	88,496 - 96,153	124,630 - 135,110	150,776 - 158,928
04	55,038 - 56,688	74,892 - 77,138	96,154 - 99,038	135,111 - 139,163	158,929 - 161,900
05	56,689 - 58,389	77,139 - 79,452	99,039 - 102,009	139,164 - 143,338	161,900 - 161,900

Series: 1811

Locality Area: Hawaii



Special Pay Tables

Report Run On: January 06, 2017

Page 140 of 293

PPS: HNT030501 OPM: 0305 PROFESSIONAL Path: ZP Effective:08-Jan-17
 Prev. Yr Rate: 0.1637 Curr. Yr Rate: 0.1782 Loc. Diff: 1.01 Gen. Inc. 1.00 Issued:28-Dec-16

Band:	I	II	III	IV	V
Gs Range:	1-6	7-10	11-12	13-14	15-15
Interval					
01	33,305 - 33,788	41,660 - 55,570	61,654 - 76,951	87,875 - 108,818	122,146 - 138,434
02	33,789 - 42,759	55,571 - 66,002	76,952 - 88,424	108,819 - 124,525	138,435 - 150,649
03	42,760 - 48,740	66,003 - 72,957	88,425 - 96,072	124,526 - 134,996	150,650 - 158,793
04	48,741 - 50,202	72,958 - 75,146	96,073 - 98,954	134,997 - 139,046	158,794 - 161,900
05	50,203 - 51,708	75,147 - 77,400	98,955 - 101,923	139,047 - 143,217	161,900 - 161,900

Locality Area: Huntsville-Decatur-Albertville, AL



Special Pay Tables

Report Run On: January 06, 2017

Page 141 of 293

PPS: HNT041401 OPM: 0414 PROFESSIONAL Path: ZP Effective:08-Jan-17
 Prev. Yr Rate: 0.1637 Curr. Yr Rate: 0.1782 Loc. Diff: 1.01 Gen. Inc. 1.00 Issued:28-Dec-16

Band:	I	II	III	IV	V
Gs Range:	1-6	7-10	11-12	13-14	15-15
Interval					
01	0 - 0	45,970 - 55,570	61,654 - 76,951	87,875 - 108,818	122,146 - 138,434
02	37,113 - 42,759	55,571 - 66,002	76,952 - 88,424	108,819 - 124,525	138,435 - 150,649
03	42,760 - 48,740	66,003 - 72,957	88,425 - 96,072	124,526 - 134,996	150,650 - 158,793
04	48,741 - 50,202	72,958 - 75,146	96,073 - 98,954	134,997 - 139,046	158,794 - 161,900
05	50,203 - 51,708	75,147 - 77,400	98,955 - 101,923	139,047 - 143,217	161,900 - 161,900

Locality Area: Huntsville-Decatur-Albertville, AL



Special Pay Tables

Report Run On: January 06, 2017

Page 142 of 293

PPS: HNT042201 OPM: 0422 PROFESSIONAL Path: ZP Effective:08-Jan-17
 Prev. Yr Rate: 0.1637 Curr. Yr Rate: 0.1782 Loc. Diff: 1.01 Gen. Inc. 1.00 Issued:28-Dec-16

Band:	I	II	III	IV	V
Gs Range:	1-6	7-10	11-12	13-14	15-15
Interval					
01	0 - 0	45,970 - 55,570	61,654 - 76,951	87,875 - 108,818	122,146 - 138,434
02	37,113 - 42,759	55,571 - 66,002	76,952 - 88,424	108,819 - 124,525	138,435 - 150,649
03	42,760 - 48,740	66,003 - 72,957	88,425 - 96,072	124,526 - 134,996	150,650 - 158,793
04	48,741 - 50,202	72,958 - 75,146	96,073 - 98,954	134,997 - 139,046	158,794 - 161,900
05	50,203 - 51,708	75,147 - 77,400	98,955 - 101,923	139,047 - 143,217	161,900 - 161,900

Locality Area: Huntsville-Decatur-Albertville, AL



Special Pay Tables

Report Run On: January 06, 2017

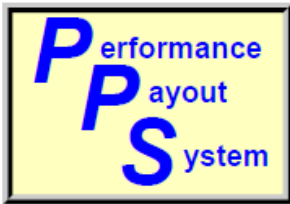
Page 143 of 293

PPS: HNT999B01 OPM: 999B PROFESSIONAL Path: ZP Effective:08-Jan-17
 Prev. Yr Rate: 0.1637 Curr. Yr Rate: 0.1782 Loc. Diff: 1.01 Gen. Inc. 1.00 Issued:28-Dec-16

Band:	I	II	III	IV	V
Gs Range:	1-6	7-10	11-12	13-14	15-15
Interval					
01	0 - 0	47,027 - 55,632	61,748 - 76,951	87,875 - 108,818	122,146 - 138,434
02	39,392 - 44,685	55,633 - 66,112	76,952 - 88,424	108,819 - 124,525	138,435 - 150,649
03	44,686 - 51,216	66,113 - 73,098	88,425 - 96,072	124,526 - 134,996	150,650 - 158,793
04	51,217 - 52,752	73,099 - 75,291	96,073 - 98,954	134,997 - 139,046	158,794 - 161,900
05	52,753 - 54,335	75,292 - 77,550	98,955 - 101,923	139,047 - 143,217	161,900 - 161,900

Series: 1550 2210

Locality Area: Huntsville-Decatur-Albertville, AL



Special Pay Tables

Report Run On: January 06, 2017

Page 144 of 293

PPS: HNTLEO OPM: LEO ADMINISTRATIVE Path: ZA Effective:08-Jan-17
 Prev. Yr Rate: 0.1637 Curr. Yr Rate: 0.1782 Loc. Diff: 1.01 Gen. Inc. 1.00 Issued:28-Dec-16

Band:	I	II	III	IV	V
Gs Range:	1-6	7-10	11-12	13-14	15-15
Interval					
01	21,827 - 36,563	47,216 - 59,484	61,654 - 76,950	87,875 - 108,815	122,146 - 138,430
02	36,564 - 47,615	59,485 - 68,685	76,951 - 88,422	108,816 - 124,520	138,431 - 150,643
03	47,616 - 54,990	68,686 - 74,827	88,423 - 96,072	124,521 - 134,996	150,644 - 158,793
04	54,991 - 56,640	74,828 - 77,072	96,073 - 98,954	134,997 - 139,046	158,794 - 161,900
05	56,641 - 58,339	77,073 - 79,384	98,955 - 101,923	139,047 - 143,217	161,900 - 161,900

Series: 1811

Locality Area: Huntsville-Decatur-Albertville, AL



Special Pay Tables

Report Run On: January 06, 2017

Page 145 of 293

PPS: HOU041401 OPM: 0414

PROFESSIONAL

Path: ZP

Effective:08-Jan-17

Prev. Yr Rate: 0.2911

Curr. Yr Rate: 0.3097

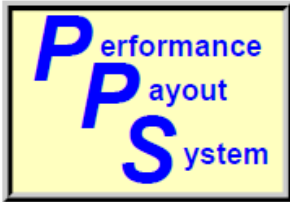
Loc. Diff: 1.01

Gen. Inc.1.00

Issued:28-Dec-16

Band:	I	II	III	IV	V
Gs Range:	1-6	7-10	11-12	13-14	15-15
Interval					
01	37,113 - 37,560	46,310 - 61,772	68,535 - 85,539	97,683 - 120,963	135,779 - 147,388
02	37,561 - 47,532	61,773 - 73,368	85,540 - 98,292	120,964 - 138,423	147,389 - 156,095
03	47,533 - 54,180	73,369 - 81,099	98,293 - 106,794	138,424 - 150,063	156,096 - 161,900
04	54,181 - 55,805	81,100 - 83,532	106,795 - 109,998	150,064 - 154,565	161,900 - 161,900
05	55,806 - 57,479	83,533 - 86,038	109,999 - 113,298	154,566 - 159,202	161,900 - 161,900

Locality Area: Houston-The Woodlands, TX



Special Pay Tables

Report Run On: January 06, 2017

Page 146 of 293

PPS: HOU042201 OPM: 0422

PROFESSIONAL

Path: ZP

Effective:08-Jan-17

Prev. Yr Rate: 0.2911

Curr. Yr Rate: 0.3097

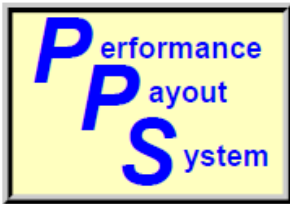
Loc. Diff: 1.01

Gen. Inc.1.00

Issued:28-Dec-16

Band:	I	II	III	IV	V
Gs Range:	1-6	7-10	11-12	13-14	15-15
Interval					
01	37,113 - 37,560	46,310 - 61,772	68,535 - 85,539	97,683 - 120,963	135,779 - 147,388
02	37,561 - 47,532	61,773 - 73,368	85,540 - 98,292	120,964 - 138,423	147,389 - 156,095
03	47,533 - 54,180	73,369 - 81,099	98,293 - 106,794	138,424 - 150,063	156,096 - 161,900
04	54,181 - 55,805	81,100 - 83,532	106,795 - 109,998	150,064 - 154,565	161,900 - 161,900
05	55,806 - 57,479	83,533 - 86,038	109,999 - 113,298	154,566 - 159,202	161,900 - 161,900

Locality Area: Houston-The Woodlands, TX



Special Pay Tables

Report Run On: January 06, 2017

Page 147 of 293

PPS: HOU983C03 OPM: 983C CLERICAL AND SUPPORT Path: ZS Effective:08-Jan-17
 Prev. Yr Rate: 0.2911 Curr. Yr Rate: 0.3097 Loc. Diff: 1.01 Gen. Inc. 1.00 Issued:28-Dec-16

Band:	I	II	III	IV	V
Gs Range:	1-2	3-4	5-6	7-8	9-10
Interval					
01	24,264 - 28,738	34,954 - 36,730	39,107 - 45,958	48,442 - 55,591	56,646 - 67,514
02	28,739 - 32,094	36,731 - 41,953	45,959 - 52,388	55,592 - 62,552	67,515 - 75,665
03	32,095 - 34,331	41,954 - 45,435	52,389 - 56,674	62,553 - 67,193	75,666 - 81,099
04	34,332 - 35,361	45,436 - 46,798	56,675 - 58,374	67,194 - 69,209	81,100 - 83,532
05	35,362 - 36,422	46,799 - 48,202	58,375 - 60,125	69,210 - 71,285	83,533 - 86,038

Locality Area: Houston-The Woodlands, TX



Special Pay Tables

Report Run On: January 06, 2017

Page 148 of 293

PPS: HOU999E01 OPM: 999E PROFESSIONAL Path: ZP Effective:08-Jan-17
 Prev. Yr Rate: 0.2911 Curr. Yr Rate: 0.3097 Loc. Diff: 1.01 Gen. Inc. 1.00 Issued:28-Dec-16

Band:	I	II	III	IV	V
Gs Range:	1-6	7-10	11-12	13-14	15-15
Interval					
01	0 - 0	49,503 - 61,772	68,535 - 85,539	97,683 - 120,963	135,779 - 147,388
02	41,390 - 47,532	61,773 - 73,368	85,540 - 98,292	120,964 - 138,423	147,389 - 156,095
03	47,533 - 54,180	73,369 - 81,099	98,293 - 106,794	138,424 - 150,063	156,096 - 161,900
04	54,181 - 55,805	81,100 - 83,532	106,795 - 109,998	150,064 - 154,565	161,900 - 161,900
05	55,806 - 57,479	83,533 - 86,038	109,999 - 113,298	154,566 - 159,202	161,900 - 161,900

Series: 1550

2210

Locality Area: Houston-The Woodlands, TX



Special Pay Tables

Report Run On: January 06, 2017

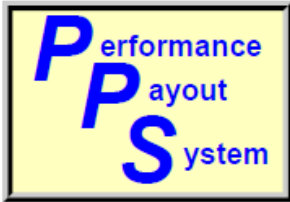
Page 149 of 293

PPS: HOULEO OPM: LEO ADMINISTRATIVE Path: ZA Effective:08-Jan-17
 Prev. Yr Rate: 0.2911 Curr. Yr Rate: 0.3097 Loc. Diff: 1.01 Gen. Inc.1.00 Issued:28-Dec-16

Band:	I	II	III	IV	V
Gs Range:	1-6	7-10	11-12	13-14	15-15
Interval					
01	24,264 - 40,648	52,486 - 66,126	68,535 - 85,539	97,683 - 120,963	135,779 - 147,387
02	40,649 - 52,936	66,127 - 76,356	85,540 - 98,292	120,964 - 138,423	147,388 - 156,093
03	52,937 - 61,128	76,357 - 83,179	98,293 - 106,794	138,424 - 150,063	156,094 - 161,900
04	61,129 - 62,962	83,180 - 85,674	106,795 - 109,998	150,064 - 154,565	161,900 - 161,900
05	62,963 - 64,851	85,675 - 88,244	109,999 - 113,298	154,566 - 159,202	161,900 - 161,900

Series: 1811

Locality Area: Houston-The Woodlands, TX



Special Pay Tables

Report Run On: January 06, 2017

Page 150 of 293

PPS: IND030501 OPM: 0305 PROFESSIONAL Path: ZP Effective:08-Jan-17
 Prev. Yr Rate: 0.1492 Curr. Yr Rate: 0.1585 Loc. Diff: 1.01 Gen. Inc. 1.00 Issued:28-Dec-16

Band:	I	II	III	IV	V
Gs Range:	1-6	7-10	11-12	13-14	15-15
Interval					
01	0 - 0	40,963 - 54,640	60,623 - 75,664	86,406 - 106,998	120,104 - 136,119
02	33,305 - 42,044	54,641 - 64,898	75,665 - 86,945	106,999 - 122,443	136,120 - 148,130
03	42,045 - 47,925	64,899 - 71,737	86,946 - 94,465	122,444 - 132,739	148,131 - 156,138
04	47,926 - 49,363	71,738 - 73,889	94,466 - 97,299	132,740 - 136,721	156,139 - 160,822
05	49,364 - 50,844	73,890 - 76,106	97,300 - 100,218	136,722 - 140,823	160,823 - 161,900

Locality Area: Indianapolis-Carmel-Muncie, IN



Special Pay Tables

Report Run On: January 06, 2017

Page 151 of 293

PPS: IND041401 OPM: 0414 PROFESSIONAL Path: ZP Effective:08-Jan-17
 Prev. Yr Rate: 0.1492 Curr. Yr Rate: 0.1585 Loc. Diff: 1.01 Gen. Inc. 1.00 Issued:28-Dec-16

Band:	I	II	III	IV	V
Gs Range:	1-6	7-10	11-12	13-14	15-15
Interval					
01	0 - 0	45,970 - 54,640	60,623 - 75,664	86,406 - 106,998	120,104 - 136,119
02	37,113 - 42,044	54,641 - 64,898	75,665 - 86,945	106,999 - 122,443	136,120 - 148,130
03	42,045 - 47,925	64,899 - 71,737	86,946 - 94,465	122,444 - 132,739	148,131 - 156,138
04	47,926 - 49,363	71,738 - 73,889	94,466 - 97,299	132,740 - 136,721	156,139 - 160,822
05	49,364 - 50,844	73,890 - 76,106	97,300 - 100,218	136,722 - 140,823	160,823 - 161,900

Locality Area: Indianapolis-Carmel-Muncie, IN



Special Pay Tables

Report Run On: January 06, 2017

Page 152 of 293

PPS: IND042201 OPM: 0422 PROFESSIONAL Path: ZP Effective:08-Jan-17
 Prev. Yr Rate: 0.1492 Curr. Yr Rate: 0.1585 Loc. Diff: 1.01 Gen. Inc. 1.00 Issued:28-Dec-16

Band:	I	II	III	IV	V
Gs Range:	1-6	7-10	11-12	13-14	15-15
Interval					
01	0 - 0	45,970 - 54,640	61,049 - 75,664	86,406 - 106,998	120,104 - 136,119
02	37,113 - 42,044	54,641 - 64,898	75,665 - 86,945	106,999 - 122,443	136,120 - 148,130
03	42,045 - 47,925	64,899 - 71,737	86,946 - 94,465	122,444 - 132,739	148,131 - 156,138
04	47,926 - 49,363	71,738 - 73,889	94,466 - 97,299	132,740 - 136,721	156,139 - 160,822
05	49,364 - 50,844	73,890 - 76,106	97,300 - 100,218	136,722 - 140,823	160,823 - 161,900

Locality Area: Indianapolis-Carmel-Muncie, IN



Special Pay Tables

Report Run On: January 06, 2017

Page 153 of 293

PPS: IND999B01 OPM: 999B PROFESSIONAL Path: ZP Effective:08-Jan-17
 Prev. Yr Rate: 0.1492 Curr. Yr Rate: 0.1585 Loc. Diff: 1.01 Gen. Inc. 1.00 Issued:28-Dec-16

Band:	I	II	III	IV	V
Gs Range:	1-6	7-10	11-12	13-14	15-15
Interval					
01	0 - 0	47,027 - 55,245	61,748 - 75,664	86,406 - 106,998	120,104 - 136,119
02	39,392 - 44,604	55,246 - 65,957	75,665 - 86,945	106,999 - 122,443	136,120 - 148,130
03	44,605 - 51,216	65,958 - 73,098	86,946 - 94,465	122,444 - 132,739	148,131 - 156,138
04	51,217 - 52,752	73,099 - 75,291	94,466 - 97,299	132,740 - 136,721	156,139 - 160,822
05	52,753 - 54,335	75,292 - 77,550	97,300 - 100,218	136,722 - 140,823	160,823 - 161,900

Series: 1550

2210

Locality Area: Indianapolis-Carmel-Muncie, IN



Special Pay Tables

Report Run On: January 06, 2017

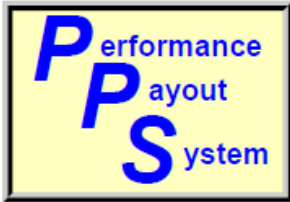
Page 154 of 293

PPS: INDLEO OPM: LEO ADMINISTRATIVE Path: ZA Effective:08-Jan-17
 Prev. Yr Rate: 0.1492 Curr. Yr Rate: 0.1585 Loc. Diff: 1.01 Gen. Inc. 1.00 Issued:28-Dec-16

Band:	I	II	III	IV	V
Gs Range:	1-6	7-10	11-12	13-14	15-15
Interval					
01	21,462 - 35,954	46,427 - 58,491	60,623 - 75,663	86,406 - 106,998	120,104 - 136,116
02	35,955 - 46,823	58,492 - 67,539	75,664 - 86,943	106,999 - 122,442	136,117 - 148,125
03	46,824 - 54,071	67,540 - 73,576	86,944 - 94,465	122,443 - 132,739	148,126 - 156,138
04	54,072 - 55,693	73,577 - 75,783	94,466 - 97,299	132,740 - 136,721	156,139 - 160,822
05	55,694 - 57,364	75,784 - 78,056	97,300 - 100,218	136,722 - 140,823	160,823 - 161,900

Series: 1811

Locality Area: Indianapolis-Carmel-Muncie, IN



Special Pay Tables

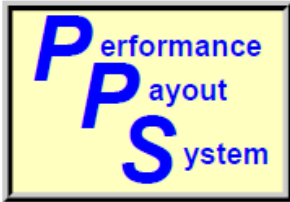
Report Run On: January 06, 2017

Page 155 of 293

PPS: KC030501 OPM: 0305 PROFESSIONAL Path: ZP Effective:08-Jan-17
 Prev. Yr Rate: 0.1449 Curr. Yr Rate: 0.1559 Loc. Diff: 1.01 Gen. Inc. 1.00 Issued:28-Dec-16

Band:	I	II	III	IV	V
Gs Range:	1-6	7-10	11-12	13-14	15-15
Interval					
01	0 - 0	40,871 - 54,518	60,487 - 75,494	86,212 - 106,758	119,834 - 135,814
02	33,305 - 41,950	54,519 - 64,753	75,495 - 86,749	106,759 - 122,168	135,815 - 147,798
03	41,951 - 47,817	64,754 - 71,576	86,750 - 94,253	122,169 - 132,441	147,799 - 155,788
04	47,818 - 49,252	71,577 - 73,723	94,254 - 97,081	132,442 - 136,414	155,789 - 160,462
05	49,253 - 50,730	73,724 - 75,935	97,082 - 99,993	136,415 - 140,506	160,463 - 161,900

Locality Area: Kansas City-Overland Park-Kansas City, MO-KS



Special Pay Tables

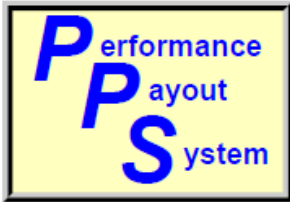
Report Run On: January 06, 2017

Page 156 of 293

PPS: KC041401 OPM: 0414 PROFESSIONAL Path: ZP Effective:08-Jan-17
 Prev. Yr Rate: 0.1449 Curr. Yr Rate: 0.1559 Loc. Diff: 1.01 Gen. Inc. 1.00 Issued:28-Dec-16

Band:	I	II	III	IV	V
Gs Range:	1-6	7-10	11-12	13-14	15-15
Interval					
01	0 - 0	45,970 - 54,518	60,487 - 75,494	86,212 - 106,758	119,834 - 135,814
02	37,113 - 41,950	54,519 - 64,753	75,495 - 86,749	106,759 - 122,168	135,815 - 147,798
03	41,951 - 47,817	64,754 - 71,576	86,750 - 94,253	122,169 - 132,441	147,799 - 155,788
04	47,818 - 49,252	71,577 - 73,723	94,254 - 97,081	132,442 - 136,414	155,789 - 160,462
05	49,253 - 50,730	73,724 - 75,935	97,082 - 99,993	136,415 - 140,506	160,463 - 161,900

Locality Area: Kansas City-Overland Park-Kansas City, MO-KS



Special Pay Tables

Report Run On: January 06, 2017

Page 157 of 293

PPS: KC042201 OPM: 0422 PROFESSIONAL Path: ZP Effective:08-Jan-17
 Prev. Yr Rate: 0.1449 Curr. Yr Rate: 0.1559 Loc. Diff: 1.01 Gen. Inc. 1.00 Issued:28-Dec-16

Band:	I	II	III	IV	V
Gs Range:	1-6	7-10	11-12	13-14	15-15
Interval					
01	0 - 0	45,970 - 54,518	61,049 - 75,494	86,212 - 106,758	119,834 - 135,814
02	37,113 - 41,950	54,519 - 64,753	75,495 - 86,749	106,759 - 122,168	135,815 - 147,798
03	41,951 - 47,817	64,754 - 71,576	86,750 - 94,253	122,169 - 132,441	147,799 - 155,788
04	47,818 - 49,252	71,577 - 73,723	94,254 - 97,081	132,442 - 136,414	155,789 - 160,462
05	49,253 - 50,730	73,724 - 75,935	97,082 - 99,993	136,415 - 140,506	160,463 - 161,900

Locality Area: Kansas City-Overland Park-Kansas City, MO-KS



Special Pay Tables

Report Run On: January 06, 2017

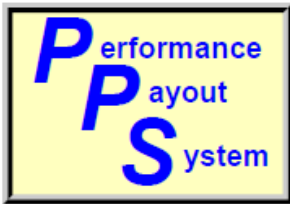
Page 158 of 293

PPS: KC999B01 OPM: 999B PROFESSIONAL Path: ZP Effective:08-Jan-17
 Prev. Yr Rate: 0.1449 Curr. Yr Rate: 0.1559 Loc. Diff: 1.01 Gen. Inc. 1.00 Issued:28-Dec-16

Band:	I	II	III	IV	V
Gs Range:	1-6	7-10	11-12	13-14	15-15
Interval					
01	0 - 0	47,027 - 55,194	61,748 - 75,494	86,212 - 106,758	119,834 - 135,814
02	39,392 - 44,593	55,195 - 65,936	75,495 - 86,749	106,759 - 122,168	135,815 - 147,798
03	44,594 - 51,216	65,937 - 73,098	86,750 - 94,253	122,169 - 132,441	147,799 - 155,788
04	51,217 - 52,752	73,099 - 75,291	94,254 - 97,081	132,442 - 136,414	155,789 - 160,462
05	52,753 - 54,335	75,292 - 77,550	97,082 - 99,993	136,415 - 140,506	160,463 - 161,900

Series: 1550 2210

Locality Area: Kansas City-Overland Park-Kansas City, MO-KS



Special Pay Tables

Report Run On: January 06, 2017

Page 159 of 293

PPS: KC999C01 OPM: 999C PROFESSIONAL Path: ZP Effective:08-Jan-17
 Prev. Yr Rate: 0.1449 Curr. Yr Rate: 0.1559 Loc. Diff: 1.01 Gen. Inc. 1.00 Issued:28-Dec-16

Band:	I	II	III	IV	V
Gs Range:	1-6	7-10	11-12	13-14	15-15
Interval					
01	0 - 0	47,735 - 55,194	62,795 - 75,494	86,212 - 106,758	119,834 - 135,814
02	39,963 - 45,170	55,195 - 65,936	75,495 - 86,749	106,759 - 122,168	135,815 - 147,798
03	45,171 - 51,958	65,937 - 73,098	86,750 - 94,253	122,169 - 132,441	147,799 - 155,788
04	51,959 - 53,517	73,099 - 75,291	94,254 - 97,081	132,442 - 136,414	155,789 - 160,462
05	53,518 - 55,123	75,292 - 77,550	97,082 - 99,993	136,415 - 140,506	160,463 - 161,900

Series: 1550 2210

Locality Area: Kansas City-Overland Park-Kansas City, MO-KS



Special Pay Tables

Report Run On: January 06, 2017

Page 160 of 293

PPS: KC999D01 OPM: 999D PROFESSIONAL Path: ZP Effective:08-Jan-17
 Prev. Yr Rate: 0.1449 Curr. Yr Rate: 0.1559 Loc. Diff: 1.01 Gen. Inc. 1.00 Issued:28-Dec-16

Band:	I	II	III	IV	V
Gs Range:	1-6	7-10	11-12	13-14	15-15
Interval					
01	0 - 0	48,795 - 55,944	60,487 - 75,494	86,212 - 106,758	119,834 - 135,814
02	40,819 - 46,037	55,945 - 67,249	75,495 - 86,749	106,759 - 122,168	135,815 - 147,798
03	46,038 - 53,072	67,250 - 74,785	86,750 - 94,253	122,169 - 132,441	147,799 - 155,788
04	53,073 - 54,664	74,786 - 77,029	94,254 - 97,081	132,442 - 136,414	155,789 - 160,462
05	54,665 - 56,304	77,030 - 79,340	97,082 - 99,993	136,415 - 140,506	160,463 - 161,900

Series:

1550

2210

Locality Area: Kansas City-Overland Park-Kansas City, MO-KS



Special Pay Tables

Report Run On: January 06, 2017

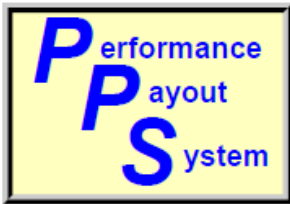
Page 161 of 293

PPS: KC999E01 OPM: 999E PROFESSIONAL Path: ZP Effective:08-Jan-17
 Prev. Yr Rate: 0.1449 Curr. Yr Rate: 0.1559 Loc. Diff: 1.01 Gen. Inc. 1.00 Issued:28-Dec-16

Band:	I	II	III	IV	V
Gs Range:	1-6	7-10	11-12	13-14	15-15
Interval					
01	0 - 0	49,503 - 56,443	60,487 - 75,494	86,212 - 106,758	119,834 - 135,814
02	41,390 - 46,614	56,444 - 68,123	75,495 - 86,749	106,759 - 122,168	135,815 - 147,798
03	46,615 - 53,814	68,124 - 75,909	86,750 - 94,253	122,169 - 132,441	147,799 - 155,788
04	53,815 - 55,428	75,910 - 78,186	94,254 - 97,081	132,442 - 136,414	155,789 - 160,462
05	55,429 - 57,091	78,187 - 80,532	97,082 - 99,993	136,415 - 140,506	160,463 - 161,900

Series: 1550 2210

Locality Area: Kansas City-Overland Park-Kansas City, MO-KS



Special Pay Tables

Report Run On: January 06, 2017

Page 162 of 293

PPS: KC999F01 OPM: 999F PROFESSIONAL Path: ZP Effective:08-Jan-17
 Prev. Yr Rate: 0.1449 Curr. Yr Rate: 0.1559 Loc. Diff: 1.01 Gen. Inc. 1.00 Issued:28-Dec-16

Band:	I	II	III	IV	V
Gs Range:	1-6	7-10	11-12	13-14	15-15
Interval					
01	0 - 0	50,917 - 57,443	60,487 - 75,494	86,212 - 106,758	119,834 - 135,814
02	42,532 - 47,768	57,444 - 69,872	75,495 - 86,749	106,759 - 122,168	135,815 - 147,798
03	47,769 - 55,298	69,873 - 78,158	86,750 - 94,253	122,169 - 132,441	147,799 - 155,788
04	55,299 - 56,957	78,159 - 80,503	94,254 - 97,081	132,442 - 136,414	155,789 - 160,462
05	56,958 - 58,666	80,504 - 82,918	97,082 - 99,993	136,415 - 140,506	160,463 - 161,900

Series: 1550 2210

Locality Area: Kansas City-Overland Park-Kansas City, MO-KS



Special Pay Tables

Report Run On: January 06, 2017

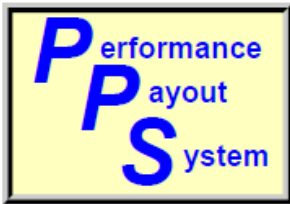
Page 163 of 293

PPS: KCLEO OPM: LEO ADMINISTRATIVE Path: ZA Effective:08-Jan-17
 Prev. Yr Rate: 0.1449 Curr. Yr Rate: 0.1559 Loc. Diff: 1.01 Gen. Inc. 1.00 Issued:28-Dec-16

Band:	I	II	III	IV	V
Gs Range:	1-6	7-10	11-12	13-14	15-15
Interval					
01	21,414 - 35,874	46,323 - 58,359	60,487 - 75,491	86,212 - 106,756	119,834 - 135,810
02	35,875 - 46,719	58,360 - 67,386	75,492 - 86,744	106,757 - 122,164	135,811 - 147,792
03	46,720 - 53,949	67,387 - 73,411	86,745 - 94,253	122,165 - 132,441	147,793 - 155,788
04	53,950 - 55,567	73,412 - 75,613	94,254 - 97,081	132,442 - 136,414	155,789 - 160,462
05	55,568 - 57,234	75,614 - 77,881	97,082 - 99,993	136,415 - 140,506	160,463 - 161,900

Series: 1811

Locality Area: Kansas City-Overland Park-Kansas City, MO-KS



Special Pay Tables

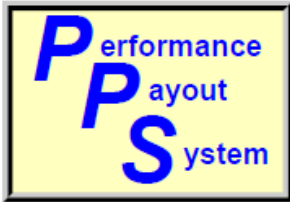
Report Run On: January 06, 2017

Page 164 of 293

PPS: LA041401 OPM: 0414 PROFESSIONAL Path: ZP Effective:08-Jan-17
 Prev. Yr Rate: 0.2765 Curr. Yr Rate: 0.2965 Loc. Diff: 1.02 Gen. Inc. 1.00 Issued:28-Dec-16

Band:	I	II	III	IV	V
Gs Range:	1-6	7-10	11-12	13-14	15-15
Interval					
01	37,113 - 37,181	45,970 - 61,149	67,845 - 84,677	96,698 - 119,743	134,411 - 146,628
02	37,182 - 47,053	61,150 - 72,629	84,678 - 97,302	119,744 - 137,027	146,629 - 155,791
03	47,054 - 53,634	72,630 - 80,282	97,303 - 105,718	137,028 - 148,550	155,792 - 161,900
04	53,635 - 55,243	80,283 - 82,690	105,719 - 108,890	148,551 - 153,007	161,900 - 161,900
05	55,244 - 56,900	82,691 - 85,171	108,891 - 112,157	153,008 - 157,597	161,900 - 161,900

Locality Area: Los Angeles-Long Beach, CA



Special Pay Tables

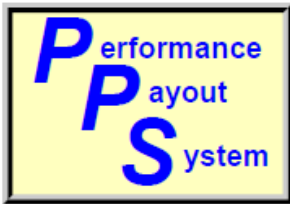
Report Run On: January 06, 2017

Page 165 of 293

PPS: LA042201 OPM: 0422 PROFESSIONAL Path: ZP Effective:08-Jan-17
 Prev. Yr Rate: 0.2765 Curr. Yr Rate: 0.2965 Loc. Diff: 1.02 Gen. Inc. 1.00 Issued:28-Dec-16

Band:	I	II	III	IV	V
Gs Range:	1-6	7-10	11-12	13-14	15-15
Interval					
01	37,113 - 37,181	45,970 - 61,149	67,845 - 84,677	96,698 - 119,743	134,411 - 146,628
02	37,182 - 47,053	61,150 - 72,629	84,678 - 97,302	119,744 - 137,027	146,629 - 155,791
03	47,054 - 53,634	72,630 - 80,282	97,303 - 105,718	137,028 - 148,550	155,792 - 161,900
04	53,635 - 55,243	80,283 - 82,690	105,719 - 108,890	148,551 - 153,007	161,900 - 161,900
05	55,244 - 56,900	82,691 - 85,171	108,891 - 112,157	153,008 - 157,597	161,900 - 161,900

Locality Area: Los Angeles-Long Beach, CA



Special Pay Tables

Report Run On: January 06, 2017

Page 166 of 293

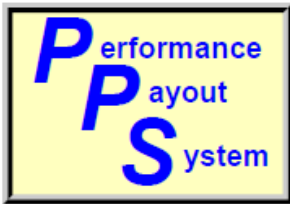
PPS: LA999E01 OPM: 999E PROFESSIONAL Path: ZP Effective:08-Jan-17
 Prev. Yr Rate: 0.2765 Curr. Yr Rate: 0.2965 Loc. Diff: 1.02 Gen. Inc. 1.00 Issued:28-Dec-16

Band:	I	II	III	IV	V
Gs Range:	1-6	7-10	11-12	13-14	15-15
Interval					
01	0 - 0	49,503 - 61,149	67,845 - 84,677	96,698 - 119,743	134,411 - 146,628
02	41,390 - 47,193	61,150 - 72,629	84,678 - 97,302	119,744 - 137,027	146,629 - 155,791
03	47,194 - 53,814	72,630 - 80,282	97,303 - 105,718	137,028 - 148,550	155,792 - 161,900
04	53,815 - 55,428	80,283 - 82,690	105,719 - 108,890	148,551 - 153,007	161,900 - 161,900
05	55,429 - 57,091	82,691 - 85,171	108,891 - 112,157	153,008 - 157,597	161,900 - 161,900

Series: 1550

2210

Locality Area: Los Angeles-Long Beach, CA



Special Pay Tables

Report Run On: January 06, 2017

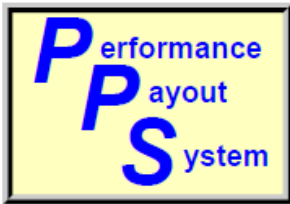
Page 167 of 293

PPS: LALEO OPM: LEO ADMINISTRATIVE Path: ZA Effective:08-Jan-17
 Prev. Yr Rate: 0.2765 Curr. Yr Rate: 0.2965 Loc. Diff: 1.02 Gen. Inc. 1.00 Issued:28-Dec-16

Band:	I	II	III	IV	V
Gs Range:	1-6	7-10	11-12	13-14	15-15
Interval					
01	24,019 - 40,235	51,957 - 65,461	67,845 - 84,677	96,698 - 119,742	134,411 - 146,627
02	40,236 - 52,397	65,462 - 75,589	84,678 - 97,301	119,743 - 137,025	146,628 - 155,789
03	52,398 - 60,512	75,590 - 82,341	97,302 - 105,718	137,026 - 148,550	155,790 - 161,900
04	60,513 - 62,327	82,342 - 84,811	105,719 - 108,890	148,551 - 153,007	161,900 - 161,900
05	62,328 - 64,197	84,812 - 87,355	108,891 - 112,157	153,008 - 157,597	161,900 - 161,900

Series: 1811

Locality Area: Los Angeles-Long Beach, CA



Special Pay Tables

Report Run On: January 06, 2017

Page 168 of 293

PPS: LR030501 OPM: 0305 PROFESSIONAL Path: ZP Effective:08-Jan-17
 Prev. Yr Rate: 0.1459 Curr. Yr Rate: 0.1668 Loc. Diff: 1.02 Gen. Inc. 1.00 Issued:28-Dec-16

Band:	I	II	III	IV	V
Gs Range:	1-6	7-10	11-12	13-14	15-15
Interval					
01	33,305 - 33,461	41,257 - 55,032	61,057 - 76,206	87,025 - 107,765	120,964 - 137,094
02	33,462 - 42,345	55,033 - 65,363	76,207 - 87,568	107,766 - 123,320	137,095 - 149,192
03	42,346 - 48,268	65,364 - 72,251	87,569 - 95,142	123,321 - 133,690	149,193 - 157,257
04	48,269 - 49,716	72,252 - 74,419	95,143 - 97,996	133,691 - 137,701	157,258 - 161,900
05	49,717 - 51,207	74,420 - 76,652	97,997 - 100,936	137,702 - 141,832	161,900 - 161,900

Locality Area: Laredo, TX



Special Pay Tables

Report Run On: January 06, 2017

Page 169 of 293

PPS: LR041401 OPM: 0414 PROFESSIONAL Path: ZP Effective:08-Jan-17
 Prev. Yr Rate: 0.1459 Curr. Yr Rate: 0.1668 Loc. Diff: 1.02 Gen. Inc. 1.00 Issued:28-Dec-16

Band:	I	II	III	IV	V
Gs Range:	1-6	7-10	11-12	13-14	15-15
Interval					
01	0 - 0	45,970 - 55,032	61,057 - 76,206	87,025 - 107,765	120,964 - 137,094
02	37,113 - 42,345	55,033 - 65,363	76,207 - 87,568	107,766 - 123,320	137,095 - 149,192
03	42,346 - 48,268	65,364 - 72,251	87,569 - 95,142	123,321 - 133,690	149,193 - 157,257
04	48,269 - 49,716	72,252 - 74,419	95,143 - 97,996	133,691 - 137,701	157,258 - 161,900
05	49,717 - 51,207	74,420 - 76,652	97,997 - 100,936	137,702 - 141,832	161,900 - 161,900

Locality Area: Laredo, TX



Special Pay Tables

Report Run On: January 06, 2017

Page 170 of 293

PPS: LR042201 OPM: 0422 PROFESSIONAL Path: ZP Effective:08-Jan-17
 Prev. Yr Rate: 0.1459 Curr. Yr Rate: 0.1668 Loc. Diff: 1.02 Gen. Inc. 1.00 Issued:28-Dec-16

Band:	I	II	III	IV	V
Gs Range:	1-6	7-10	11-12	13-14	15-15
Interval					
01	0 - 0	45,970 - 55,032	61,057 - 76,206	87,025 - 107,765	120,964 - 137,094
02	37,113 - 42,345	55,033 - 65,363	76,207 - 87,568	107,766 - 123,320	137,095 - 149,192
03	42,346 - 48,268	65,364 - 72,251	87,569 - 95,142	123,321 - 133,690	149,193 - 157,257
04	48,269 - 49,716	72,252 - 74,419	95,143 - 97,996	133,691 - 137,701	157,258 - 161,900
05	49,717 - 51,207	74,420 - 76,652	97,997 - 100,936	137,702 - 141,832	161,900 - 161,900

Locality Area: Laredo, TX



Special Pay Tables

Report Run On: January 06, 2017

Page 171 of 293

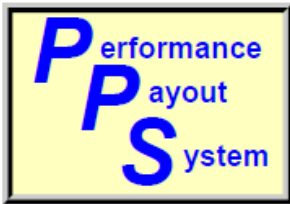
PPS: LR999B01 OPM: 999B PROFESSIONAL Path: ZP Effective:08-Jan-17
 Prev. Yr Rate: 0.1459 Curr. Yr Rate: 0.1668 Loc. Diff: 1.02 Gen. Inc. 1.00 Issued:28-Dec-16

Band:	I	II	III	IV	V
Gs Range:	1-6	7-10	11-12	13-14	15-15
Interval					
01	0 - 0	47,027 - 55,409	61,748 - 76,206	87,025 - 107,765	120,964 - 137,094
02	39,392 - 44,638	55,410 - 66,022	76,207 - 87,568	107,766 - 123,320	137,095 - 149,192
03	44,639 - 51,216	66,023 - 73,098	87,569 - 95,142	123,321 - 133,690	149,193 - 157,257
04	51,217 - 52,752	73,099 - 75,291	95,143 - 97,996	133,691 - 137,701	157,258 - 161,900
05	52,753 - 54,335	75,292 - 77,550	97,997 - 100,936	137,702 - 141,832	161,900 - 161,900

Series: 1550

2210

Locality Area: Laredo, TX



Special Pay Tables

Report Run On: January 06, 2017

Page 172 of 293

PPS: LR999C01 OPM: 999C PROFESSIONAL Path: ZP Effective:08-Jan-17
 Prev. Yr Rate: 0.1459 Curr. Yr Rate: 0.1668 Loc. Diff: 1.02 Gen. Inc. 1.00 Issued:28-Dec-16

Band:	I	II	III	IV	V
Gs Range:	1-6	7-10	11-12	13-14	15-15
Interval					
01	0 - 0	47,735 - 55,409	62,795 - 76,206	87,025 - 107,765	120,964 - 137,094
02	39,963 - 45,215	55,410 - 66,022	76,207 - 87,568	107,766 - 123,320	137,095 - 149,192
03	45,216 - 51,958	66,023 - 73,098	87,569 - 95,142	123,321 - 133,690	149,193 - 157,257
04	51,959 - 53,517	73,099 - 75,291	95,143 - 97,996	133,691 - 137,701	157,258 - 161,900
05	53,518 - 55,123	75,292 - 77,550	97,997 - 100,936	137,702 - 141,832	161,900 - 161,900

Series: 1550

2210

Locality Area: Laredo, TX



Special Pay Tables

Report Run On: January 06, 2017

Page 173 of 293

PPS: LR999D01 OPM: 999D PROFESSIONAL Path: ZP Effective:08-Jan-17
 Prev. Yr Rate: 0.1459 Curr. Yr Rate: 0.1668 Loc. Diff: 1.02 Gen. Inc. 1.00 Issued:28-Dec-16

Band:	I	II	III	IV	V
Gs Range:	1-6	7-10	11-12	13-14	15-15
Interval					
01	0 - 0	48,795 - 56,158	61,057 - 76,206	87,025 - 107,765	120,964 - 137,094
02	40,819 - 46,082	56,159 - 67,334	76,207 - 87,568	107,766 - 123,320	137,095 - 149,192
03	46,083 - 53,072	67,335 - 74,785	87,569 - 95,142	123,321 - 133,690	149,193 - 157,257
04	53,073 - 54,664	74,786 - 77,029	95,143 - 97,996	133,691 - 137,701	157,258 - 161,900
05	54,665 - 56,304	77,030 - 79,340	97,997 - 100,936	137,702 - 141,832	161,900 - 161,900

Series: 1550

2210

Locality Area: Laredo, TX



Special Pay Tables

Report Run On: January 06, 2017

Page 174 of 293

PPS: LR999E01 OPM: 999E PROFESSIONAL Path: ZP Effective:08-Jan-17
 Prev. Yr Rate: 0.1459 Curr. Yr Rate: 0.1668 Loc. Diff: 1.02 Gen. Inc. 1.00 Issued:28-Dec-16

Band:	I	II	III	IV	V
Gs Range:	1-6	7-10	11-12	13-14	15-15
Interval					
01	0 - 0	49,503 - 56,658	61,057 - 76,206	87,025 - 107,765	120,964 - 137,094
02	41,390 - 46,659	56,659 - 68,209	76,207 - 87,568	107,766 - 123,320	137,095 - 149,192
03	46,660 - 53,814	68,210 - 75,909	87,569 - 95,142	123,321 - 133,690	149,193 - 157,257
04	53,815 - 55,428	75,910 - 78,186	95,143 - 97,996	133,691 - 137,701	157,258 - 161,900
05	55,429 - 57,091	78,187 - 80,532	97,997 - 100,936	137,702 - 141,832	161,900 - 161,900

Series: 1550

2210

Locality Area: Laredo, TX



Special Pay Tables

Report Run On: January 06, 2017

Page 175 of 293

PPS: LR999F01 OPM: 999F PROFESSIONAL Path: ZP Effective:08-Jan-17
 Prev. Yr Rate: 0.1459 Curr. Yr Rate: 0.1668 Loc. Diff: 1.02 Gen. Inc. 1.00 Issued:28-Dec-16

Band:	I	II	III	IV	V
Gs Range:	1-6	7-10	11-12	13-14	15-15
Interval					
01	0 - 0	50,917 - 57,657	61,057 - 76,206	87,025 - 107,765	120,964 - 137,094
02	42,532 - 47,813	57,658 - 69,958	76,207 - 87,568	107,766 - 123,320	137,095 - 149,192
03	47,814 - 55,298	69,959 - 78,158	87,569 - 95,142	123,321 - 133,690	149,193 - 157,257
04	55,299 - 56,957	78,159 - 80,503	95,143 - 97,996	133,691 - 137,701	157,258 - 161,900
05	56,958 - 58,666	80,504 - 82,918	97,997 - 100,936	137,702 - 141,832	161,900 - 161,900

Series: 1550

2210

Locality Area: Laredo, TX



Special Pay Tables

Report Run On: January 06, 2017

Page 176 of 293

PPS: LRLEO OPM: LEO ADMINISTRATIVE Path: ZA Effective:08-Jan-17
 Prev. Yr Rate: 0.1459 Curr. Yr Rate: 0.1668 Loc. Diff: 1.02 Gen. Inc. 1.00 Issued:28-Dec-16

Band:	I	II	III	IV	V
Gs Range:	1-6	7-10	11-12	13-14	15-15
Interval					
01	21,616 - 36,212	46,760 - 58,912	61,057 - 76,205	87,025 - 107,765	120,964 - 137,092
02	36,213 - 47,159	58,913 - 68,026	76,206 - 87,566	107,766 - 123,320	137,093 - 149,188
03	47,160 - 54,458	68,027 - 74,103	87,567 - 95,142	123,321 - 133,690	149,189 - 157,257
04	54,459 - 56,092	74,104 - 76,326	95,143 - 97,996	133,691 - 137,701	157,258 - 161,900
05	56,093 - 57,775	76,327 - 78,616	97,997 - 100,936	137,702 - 141,832	161,900 - 161,900

Series: 1811

Locality Area: Laredo, TX



Special Pay Tables

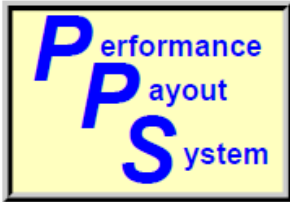
Report Run On: January 06, 2017

Page 177 of 293

PPS: LV030501 OPM: 0305 PROFESSIONAL Path: ZP Effective:08-Jan-17
 Prev. Yr Rate: 0.1455 Curr. Yr Rate: 0.1593 Loc. Diff: 1.01 Gen. Inc. 1.00 Issued:28-Dec-16

Band:	I	II	III	IV	V
Gs Range:	1-6	7-10	11-12	13-14	15-15
Interval					
01	0 - 0	40,992 - 54,678	60,665 - 75,716	86,465 - 107,072	120,187 - 136,213
02	33,305 - 42,073	54,679 - 64,943	75,717 - 87,004	107,073 - 122,527	136,214 - 148,233
03	42,074 - 47,958	64,944 - 71,786	87,005 - 94,530	122,528 - 132,830	148,234 - 156,246
04	47,959 - 49,397	71,787 - 73,940	94,531 - 97,366	132,831 - 136,815	156,247 - 160,933
05	49,398 - 50,879	73,941 - 76,158	97,367 - 100,287	136,816 - 140,919	160,934 - 161,900

Locality Area: Las Vegas-Henderson, NV-AZ



Special Pay Tables

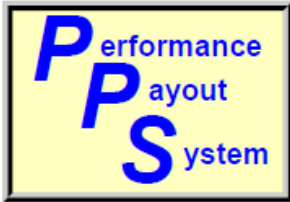
Report Run On: January 06, 2017

Page 178 of 293

PPS: LV041401 OPM: 0414 PROFESSIONAL Path: ZP Effective:08-Jan-17
 Prev. Yr Rate: 0.1455 Curr. Yr Rate: 0.1593 Loc. Diff: 1.01 Gen. Inc. 1.00 Issued:28-Dec-16

Band:	I	II	III	IV	V
Gs Range:	1-6	7-10	11-12	13-14	15-15
Interval					
01	0 - 0	45,970 - 54,678	60,665 - 75,716	86,465 - 107,072	120,187 - 136,213
02	37,113 - 42,073	54,679 - 64,943	75,717 - 87,004	107,073 - 122,527	136,214 - 148,233
03	42,074 - 47,958	64,944 - 71,786	87,005 - 94,530	122,528 - 132,830	148,234 - 156,246
04	47,959 - 49,397	71,787 - 73,940	94,531 - 97,366	132,831 - 136,815	156,247 - 160,933
05	49,398 - 50,879	73,941 - 76,158	97,367 - 100,287	136,816 - 140,919	160,934 - 161,900

Locality Area: Las Vegas-Henderson, NV-AZ



Special Pay Tables

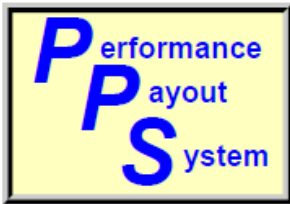
Report Run On: January 06, 2017

Page 179 of 293

PPS: LV042201 OPM: 0422 PROFESSIONAL Path: ZP Effective:08-Jan-17
 Prev. Yr Rate: 0.1455 Curr. Yr Rate: 0.1593 Loc. Diff: 1.01 Gen. Inc. 1.00 Issued:28-Dec-16

Band:	I	II	III	IV	V
Gs Range:	1-6	7-10	11-12	13-14	15-15
Interval					
01	0 - 0	45,970 - 54,678	61,049 - 75,716	86,465 - 107,072	120,187 - 136,213
02	37,113 - 42,073	54,679 - 64,943	75,717 - 87,004	107,073 - 122,527	136,214 - 148,233
03	42,074 - 47,958	64,944 - 71,786	87,005 - 94,530	122,528 - 132,830	148,234 - 156,246
04	47,959 - 49,397	71,787 - 73,940	94,531 - 97,366	132,831 - 136,815	156,247 - 160,933
05	49,398 - 50,879	73,941 - 76,158	97,367 - 100,287	136,816 - 140,919	160,934 - 161,900

Locality Area: Las Vegas-Henderson, NV-AZ



Special Pay Tables

Report Run On: January 06, 2017

Page 180 of 293

PPS: LV999B01 OPM: 999B PROFESSIONAL Path: ZP Effective:08-Jan-17
 Prev. Yr Rate: 0.1455 Curr. Yr Rate: 0.1593 Loc. Diff: 1.01 Gen. Inc. 1.00 Issued:28-Dec-16

Band:	I	II	III	IV	V
Gs Range:	1-6	7-10	11-12	13-14	15-15
Interval					
01	0 - 0	47,027 - 55,261	61,748 - 75,716	86,465 - 107,072	120,187 - 136,213
02	39,392 - 44,607	55,262 - 65,963	75,717 - 87,004	107,073 - 122,527	136,214 - 148,233
03	44,608 - 51,216	65,964 - 73,098	87,005 - 94,530	122,528 - 132,830	148,234 - 156,246
04	51,217 - 52,752	73,099 - 75,291	94,531 - 97,366	132,831 - 136,815	156,247 - 160,933
05	52,753 - 54,335	75,292 - 77,550	97,367 - 100,287	136,816 - 140,919	160,934 - 161,900

Series: 1550 2210

Locality Area: Las Vegas-Henderson, NV-AZ



Special Pay Tables

Report Run On: January 06, 2017

Page 181 of 293

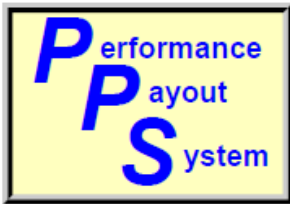
PPS: LV999C01 OPM: 999C PROFESSIONAL Path: ZP Effective:08-Jan-17
 Prev. Yr Rate: 0.1455 Curr. Yr Rate: 0.1593 Loc. Diff: 1.01 Gen. Inc. 1.00 Issued:28-Dec-16

Band:	I	II	III	IV	V
Gs Range:	1-6	7-10	11-12	13-14	15-15
Interval					
01	0 - 0	47,735 - 55,261	62,795 - 75,716	86,465 - 107,072	120,187 - 136,213
02	39,963 - 45,184	55,262 - 65,963	75,717 - 87,004	107,073 - 122,527	136,214 - 148,233
03	45,185 - 51,958	65,964 - 73,098	87,005 - 94,530	122,528 - 132,830	148,234 - 156,246
04	51,959 - 53,517	73,099 - 75,291	94,531 - 97,366	132,831 - 136,815	156,247 - 160,933
05	53,518 - 55,123	75,292 - 77,550	97,367 - 100,287	136,816 - 140,919	160,934 - 161,900

Series: 1550

2210

Locality Area: Las Vegas-Henderson, NV-AZ



Special Pay Tables

Report Run On: January 06, 2017

Page 182 of 293

PPS: LV999D01 OPM: 999D PROFESSIONAL Path: ZP Effective:08-Jan-17
 Prev. Yr Rate: 0.1455 Curr. Yr Rate: 0.1593 Loc. Diff: 1.01 Gen. Inc. 1.00 Issued:28-Dec-16

Band:	I	II	III	IV	V
Gs Range:	1-6	7-10	11-12	13-14	15-15
Interval					
01	0 - 0	48,795 - 56,011	60,665 - 75,716	86,465 - 107,072	120,187 - 136,213
02	40,819 - 46,051	56,012 - 67,275	75,717 - 87,004	107,073 - 122,527	136,214 - 148,233
03	46,052 - 53,072	67,276 - 74,785	87,005 - 94,530	122,528 - 132,830	148,234 - 156,246
04	53,073 - 54,664	74,786 - 77,029	94,531 - 97,366	132,831 - 136,815	156,247 - 160,933
05	54,665 - 56,304	77,030 - 79,340	97,367 - 100,287	136,816 - 140,919	160,934 - 161,900

Series: 1550 2210

Locality Area: Las Vegas-Henderson, NV-AZ



Special Pay Tables

Report Run On: January 06, 2017

Page 183 of 293

PPS: LV999E01 OPM: 999E PROFESSIONAL Path: ZP Effective:08-Jan-17
 Prev. Yr Rate: 0.1455 Curr. Yr Rate: 0.1593 Loc. Diff: 1.01 Gen. Inc. 1.00 Issued:28-Dec-16

Band:	I	II	III	IV	V
Gs Range:	1-6	7-10	11-12	13-14	15-15
Interval					
01	0 - 0	49,503 - 56,511	60,665 - 75,716	86,465 - 107,072	120,187 - 136,213
02	41,390 - 46,628	56,512 - 68,150	75,717 - 87,004	107,073 - 122,527	136,214 - 148,233
03	46,629 - 53,814	68,151 - 75,909	87,005 - 94,530	122,528 - 132,830	148,234 - 156,246
04	53,815 - 55,428	75,910 - 78,186	94,531 - 97,366	132,831 - 136,815	156,247 - 160,933
05	55,429 - 57,091	78,187 - 80,532	97,367 - 100,287	136,816 - 140,919	160,934 - 161,900

Series: 1550

2210

Locality Area: Las Vegas-Henderson, NV-AZ



Special Pay Tables

Report Run On: January 06, 2017

Page 184 of 293

PPS: LV999F01 OPM: 999F PROFESSIONAL Path: ZP Effective:08-Jan-17
 Prev. Yr Rate: 0.1455 Curr. Yr Rate: 0.1593 Loc. Diff: 1.01 Gen. Inc. 1.00 Issued:28-Dec-16

Band:	I	II	III	IV	V
Gs Range:	1-6	7-10	11-12	13-14	15-15
Interval					
01	0 - 0	50,917 - 57,510	60,665 - 75,716	86,465 - 107,072	120,187 - 136,213
02	42,532 - 47,782	57,511 - 69,899	75,717 - 87,004	107,073 - 122,527	136,214 - 148,233
03	47,783 - 55,298	69,900 - 78,158	87,005 - 94,530	122,528 - 132,830	148,234 - 156,246
04	55,299 - 56,957	78,159 - 80,503	94,531 - 97,366	132,831 - 136,815	156,247 - 160,933
05	56,958 - 58,666	80,504 - 82,918	97,367 - 100,287	136,816 - 140,919	160,934 - 161,900

Series: 1550

2210

Locality Area: Las Vegas-Henderson, NV-AZ



Special Pay Tables

Report Run On: January 06, 2017

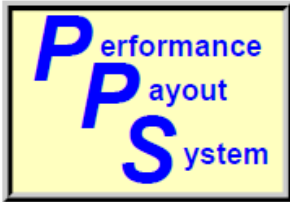
Page 185 of 293

PPS: LVLEO OPM: LEO ADMINISTRATIVE Path: ZA Effective:08-Jan-17
 Prev. Yr Rate: 0.1455 Curr. Yr Rate: 0.1593 Loc. Diff: 1.01 Gen. Inc. 1.00 Issued:28-Dec-16

Band:	I	II	III	IV	V
Gs Range:	1-6	7-10	11-12	13-14	15-15
Interval					
01	21,477 - 35,977	46,459 - 58,531	60,665 - 75,713	86,465 - 107,069	120,187 - 136,211
02	35,978 - 46,852	58,532 - 67,585	75,714 - 86,999	107,070 - 122,522	136,212 - 148,229
03	46,853 - 54,108	67,586 - 73,627	87,000 - 94,530	122,523 - 132,830	148,230 - 156,246
04	54,109 - 55,731	73,628 - 75,836	94,531 - 97,366	132,831 - 136,815	156,247 - 160,933
05	55,732 - 57,403	75,837 - 78,111	97,367 - 100,287	136,816 - 140,919	160,934 - 161,900

Series: 1811

Locality Area: Las Vegas-Henderson, NV-AZ



Special Pay Tables

Report Run On: January 06, 2017

Page 186 of 293

PPS: MFL041401 OPM: 0414

PROFESSIONAL

Path: ZP

Effective:08-Jan-17

Prev. Yr Rate: 0.2105

Curr. Yr Rate: 0.2213

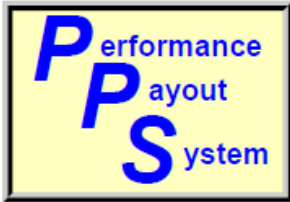
Loc. Diff: 1.01

Gen. Inc. 1.00

Issued:28-Dec-16

Band:	I	II	III	IV	V
Gs Range:	1-6	7-10	11-12	13-14	15-15
Interval					
01	0 - 0	45,970 - 57,602	63,909 - 79,765	91,089 - 112,798	126,615 - 142,297
02	37,113 - 44,324	57,603 - 68,416	79,766 - 91,658	112,799 - 129,080	142,298 - 154,059
03	44,325 - 50,523	68,417 - 75,625	91,659 - 99,586	129,081 - 139,934	154,060 - 161,900
04	50,524 - 52,039	75,626 - 77,894	99,587 - 102,574	139,935 - 144,132	161,900 - 161,900
05	52,040 - 53,600	77,895 - 80,231	102,575 - 105,651	144,133 - 148,456	161,900 - 161,900

Locality Area: Miami-Fort Lauderdale-Port St. Lucie, FL



Special Pay Tables

Report Run On: January 06, 2017

Page 187 of 293

PPS: MFL042201 OPM: 0422 PROFESSIONAL Path: ZP Effective:08-Jan-17
 Prev. Yr Rate: 0.2105 Curr. Yr Rate: 0.2213 Loc. Diff: 1.01 Gen. Inc. 1.00 Issued:28-Dec-16

Band:	I	II	III	IV	V
Gs Range:	1-6	7-10	11-12	13-14	15-15
Interval					
01	0 - 0	45,970 - 57,602	63,909 - 79,765	91,089 - 112,798	126,615 - 142,297
02	37,113 - 44,324	57,603 - 68,416	79,766 - 91,658	112,799 - 129,080	142,298 - 154,059
03	44,325 - 50,523	68,417 - 75,625	91,659 - 99,586	129,081 - 139,934	154,060 - 161,900
04	50,524 - 52,039	75,626 - 77,894	99,587 - 102,574	139,935 - 144,132	161,900 - 161,900
05	52,040 - 53,600	77,895 - 80,231	102,575 - 105,651	144,133 - 148,456	161,900 - 161,900

Locality Area: Miami-Fort Lauderdale-Port St. Lucie, FL



Special Pay Tables

Report Run On: January 06, 2017

Page 188 of 293

PPS: MFL056901 OPM: 0569 PROFESSIONAL Path: ZP Effective:08-Jan-17
 Prev. Yr Rate: 0.2105 Curr. Yr Rate: 0.2213 Loc. Diff: 1.01 Gen. Inc. 1.00 Issued:28-Dec-16

Band:	I	II	III	IV	V
Gs Range:	1-6	7-10	11-12	13-14	15-15
Interval					
01	0 - 0	45,967 - 57,602	68,028 - 82,617	96,959 - 116,805	126,615 - 142,297
02	37,109 - 44,324	57,603 - 68,416	82,618 - 96,649	116,806 - 136,093	142,298 - 154,059
03	44,325 - 50,523	68,417 - 75,625	96,650 - 106,003	136,094 - 148,951	154,060 - 161,900
04	50,524 - 52,039	75,626 - 77,894	106,004 - 109,183	148,952 - 153,420	161,900 - 161,900
05	52,040 - 53,600	77,895 - 80,231	109,184 - 112,458	153,421 - 158,023	161,900 - 161,900

Series: 1340

Locality Area: Miami-Fort Lauderdale-Port St. Lucie, FL



Special Pay Tables

Report Run On: January 06, 2017

Page 189 of 293

PPS: MFL999C01 OPM: 999C PROFESSIONAL Path: ZP Effective:08-Jan-17
 Prev. Yr Rate: 0.2105 Curr. Yr Rate: 0.2213 Loc. Diff: 1.01 Gen. Inc. 1.00 Issued:28-Dec-16

Band:	I	II	III	IV	V
Gs Range:	1-6	7-10	11-12	13-14	15-15
Interval					
01	0 - 0	47,735 - 57,602	63,909 - 79,765	91,089 - 112,798	126,615 - 142,297
02	39,963 - 45,440	57,603 - 68,416	79,766 - 91,658	112,799 - 129,080	142,298 - 154,059
03	45,441 - 51,958	68,417 - 75,625	91,659 - 99,586	129,081 - 139,934	154,060 - 161,900
04	51,959 - 53,517	75,626 - 77,894	99,587 - 102,574	139,935 - 144,132	161,900 - 161,900
05	53,518 - 55,123	77,895 - 80,231	102,575 - 105,651	144,133 - 148,456	161,900 - 161,900

Series: 1550 2210

Locality Area: Miami-Fort Lauderdale-Port St. Lucie, FL



Special Pay Tables

Report Run On: January 06, 2017

Page 190 of 293

PPS: MFLLEO OPM: LEO ADMINISTRATIVE Path: ZA Effective:08-Jan-17
 Prev. Yr Rate: 0.2105 Curr. Yr Rate: 0.2213 Loc. Diff: 1.01 Gen. Inc. 1.00 Issued:28-Dec-16

Band:	I	II	III	IV	V
Gs Range:	1-6	7-10	11-12	13-14	15-15
Interval					
01	22,626 - 37,902	48,944 - 61,664	63,909 - 79,765	91,089 - 112,797	126,615 - 142,295
02	37,903 - 49,359	61,665 - 71,204	79,766 - 91,657	112,798 - 129,078	142,296 - 154,055
03	49,360 - 57,002	71,205 - 77,565	91,658 - 99,586	129,079 - 139,934	154,056 - 161,900
04	57,003 - 58,712	77,566 - 79,892	99,587 - 102,574	139,935 - 144,132	161,900 - 161,900
05	58,713 - 60,473	79,893 - 82,289	102,575 - 105,651	144,133 - 148,456	161,900 - 161,900

Series: 1811

Locality Area: Miami-Fort Lauderdale-Port St. Lucie, FL



Special Pay Tables

Report Run On: January 06, 2017

Page 191 of 293

PPS: MIL041401 OPM: 0414 PROFESSIONAL Path: ZP Effective:08-Jan-17
 Prev. Yr Rate: 0.1839 Curr. Yr Rate: 0.1961 Loc. Diff: 1.01 Gen. Inc. 1.00 Issued:28-Dec-16

Band:	I	II	III	IV	V
Gs Range:	1-6	7-10	11-12	13-14	15-15
Interval					
01	0 - 0	45,970 - 56,414	62,591 - 78,120	89,210 - 110,471	124,002 - 140,537
02	37,113 - 43,409	56,415 - 67,005	78,121 - 89,767	110,472 - 126,417	140,538 - 152,938
03	43,410 - 49,480	67,006 - 74,065	89,768 - 97,531	126,418 - 137,047	152,939 - 161,206
04	49,481 - 50,964	74,066 - 76,287	97,532 - 100,457	137,048 - 141,158	161,207 - 161,900
05	50,965 - 52,493	76,288 - 78,576	100,458 - 103,471	141,159 - 145,393	161,900 - 161,900

Locality Area: Milwaukee-Racine-Waukesha, WI



Special Pay Tables

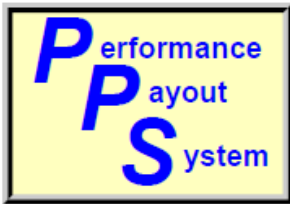
Report Run On: January 06, 2017

Page 192 of 293

PPS: MIL042201 OPM: 0422 PROFESSIONAL Path: ZP Effective:08-Jan-17
 Prev. Yr Rate: 0.1839 Curr. Yr Rate: 0.1961 Loc. Diff: 1.01 Gen. Inc. 1.00 Issued:28-Dec-16

Band:	I	II	III	IV	V
Gs Range:	1-6	7-10	11-12	13-14	15-15
Interval					
01	0 - 0	45,970 - 56,414	62,591 - 78,120	89,210 - 110,471	124,002 - 140,537
02	37,113 - 43,409	56,415 - 67,005	78,121 - 89,767	110,472 - 126,417	140,538 - 152,938
03	43,410 - 49,480	67,006 - 74,065	89,768 - 97,531	126,418 - 137,047	152,939 - 161,206
04	49,481 - 50,964	74,066 - 76,287	97,532 - 100,457	137,048 - 141,158	161,207 - 161,900
05	50,965 - 52,493	76,288 - 78,576	100,458 - 103,471	141,159 - 145,393	161,900 - 161,900

Locality Area: Milwaukee-Racine-Waukesha, WI



Special Pay Tables

Report Run On: January 06, 2017

Page 193 of 293

PPS: MIL999B01 OPM: 999B PROFESSIONAL Path: ZP Effective:08-Jan-17
 Prev. Yr Rate: 0.1839 Curr. Yr Rate: 0.1961 Loc. Diff: 1.01 Gen. Inc. 1.00 Issued:28-Dec-16

Band:	I	II	III	IV	V
Gs Range:	1-6	7-10	11-12	13-14	15-15
Interval					
01	0 - 0	47,027 - 56,414	62,591 - 78,120	89,210 - 110,471	124,002 - 140,537
02	39,392 - 44,759	56,415 - 67,005	78,121 - 89,767	110,472 - 126,417	140,538 - 152,938
03	44,760 - 51,216	67,006 - 74,065	89,768 - 97,531	126,418 - 137,047	152,939 - 161,206
04	51,217 - 52,752	74,066 - 76,287	97,532 - 100,457	137,048 - 141,158	161,207 - 161,900
05	52,753 - 54,335	76,288 - 78,576	100,458 - 103,471	141,159 - 145,393	161,900 - 161,900

Series: 1550

2210

Locality Area: Milwaukee-Racine-Waukesha, WI



Special Pay Tables

Report Run On: January 06, 2017

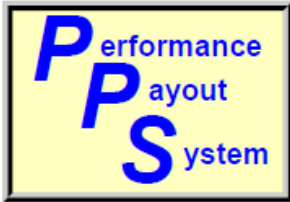
Page 194 of 293

PPS: MILLEO OPM: LEO ADMINISTRATIVE Path: ZA Effective:08-Jan-17
 Prev. Yr Rate: 0.1839 Curr. Yr Rate: 0.1961 Loc. Diff: 1.01 Gen. Inc. 1.00 Issued:28-Dec-16

Band:	I	II	III	IV	V
Gs Range:	1-6	7-10	11-12	13-14	15-15
Interval					
01	22,159 - 37,119	47,934 - 60,390	62,591 - 78,119	89,210 - 110,470	124,002 - 140,534
02	37,120 - 48,339	60,391 - 69,732	78,120 - 89,765	110,471 - 126,415	140,535 - 152,933
03	48,340 - 55,826	69,733 - 75,964	89,766 - 97,531	126,416 - 137,047	152,934 - 161,206
04	55,827 - 57,501	75,965 - 78,243	97,532 - 100,457	137,048 - 141,158	161,207 - 161,900
05	57,502 - 59,226	78,244 - 80,590	100,458 - 103,471	141,159 - 145,393	161,900 - 161,900

Series: 1811

Locality Area: Milwaukee-Racine-Waukesha, WI



Special Pay Tables

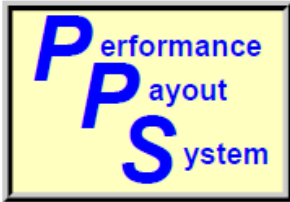
Report Run On: January 06, 2017

Page 195 of 293

PPS: MSP041401 OPM: 0414 PROFESSIONAL Path: ZP Effective:08-Jan-17
 Prev. Yr Rate: 0.2130 Curr. Yr Rate: 0.2272 Loc. Diff: 1.01 Gen. Inc. 1.00 Issued:28-Dec-16

Band:	I	II	III	IV	V
Gs Range:	1-6	7-10	11-12	13-14	15-15
Interval					
01	0 - 0	45,970 - 57,881	64,218 - 80,151	91,529 - 113,343	127,226 - 142,637
02	37,113 - 44,538	57,882 - 68,747	80,152 - 92,101	113,344 - 129,703	142,638 - 154,195
03	44,539 - 50,767	68,748 - 75,991	92,102 - 100,067	129,704 - 140,610	154,196 - 161,900
04	50,768 - 52,290	75,992 - 78,271	100,068 - 103,069	140,611 - 144,828	161,900 - 161,900
05	52,291 - 53,859	78,272 - 80,619	103,070 - 106,161	144,829 - 149,173	161,900 - 161,900

Locality Area: Minneapolis-St. Paul, MN-WI



Special Pay Tables

Report Run On: January 06, 2017

Page 196 of 293

PPS: MSP042201 OPM: 0422 PROFESSIONAL Path: ZP Effective:08-Jan-17
 Prev. Yr Rate: 0.2130 Curr. Yr Rate: 0.2272 Loc. Diff: 1.01 Gen. Inc. 1.00 Issued:28-Dec-16

Band:	I	II	III	IV	V
Gs Range:	1-6	7-10	11-12	13-14	15-15
Interval					
01	0 - 0	45,970 - 57,881	64,218 - 80,151	91,529 - 113,343	127,226 - 142,637
02	37,113 - 44,538	57,882 - 68,747	80,152 - 92,101	113,344 - 129,703	142,638 - 154,195
03	44,539 - 50,767	68,748 - 75,991	92,102 - 100,067	129,704 - 140,610	154,196 - 161,900
04	50,768 - 52,290	75,992 - 78,271	100,068 - 103,069	140,611 - 144,828	161,900 - 161,900
05	52,291 - 53,859	78,272 - 80,619	103,070 - 106,161	144,829 - 149,173	161,900 - 161,900

Locality Area: Minneapolis-St. Paul, MN-WI



Special Pay Tables

Report Run On: January 06, 2017

Page 197 of 293

PPS: MSP999C01 OPM: 999C PROFESSIONAL Path: ZP Effective:08-Jan-17
 Prev. Yr Rate: 0.2130 Curr. Yr Rate: 0.2272 Loc. Diff: 1.01 Gen. Inc. 1.00 Issued:28-Dec-16

Band:	I	II	III	IV	V
Gs Range:	1-6	7-10	11-12	13-14	15-15
Interval					
01	0 - 0	47,735 - 57,881	64,218 - 80,151	91,529 - 113,343	127,226 - 142,637
02	39,963 - 45,464	57,882 - 68,747	80,152 - 92,101	113,344 - 129,703	142,638 - 154,195
03	45,465 - 51,958	68,748 - 75,991	92,102 - 100,067	129,704 - 140,610	154,196 - 161,900
04	51,959 - 53,517	75,992 - 78,271	100,068 - 103,069	140,611 - 144,828	161,900 - 161,900
05	53,518 - 55,123	78,272 - 80,619	103,070 - 106,161	144,829 - 149,173	161,900 - 161,900

Series: 1550 2210

Locality Area: Minneapolis-St. Paul, MN-WI



Special Pay Tables

Report Run On: January 06, 2017

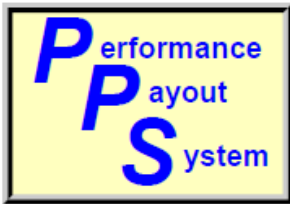
Page 198 of 293

PPS: MSPLEO OPM: LEO ADMINISTRATIVE Path: ZA Effective:08-Jan-17
 Prev. Yr Rate: 0.2130 Curr. Yr Rate: 0.2272 Loc. Diff: 1.01 Gen. Inc. 1.00 Issued:28-Dec-16

Band:	I	II	III	IV	V
Gs Range:	1-6	7-10	11-12	13-14	15-15
Interval					
01	22,735 - 38,087	49,180 - 61,960	64,218 - 80,150	91,529 - 113,341	127,226 - 142,634
02	38,088 - 49,601	61,961 - 71,545	80,151 - 92,099	113,342 - 129,700	142,635 - 154,190
03	49,602 - 57,277	71,546 - 77,939	92,100 - 100,067	129,701 - 140,610	154,191 - 161,900
04	57,278 - 58,995	77,940 - 80,277	100,068 - 103,069	140,611 - 144,828	161,900 - 161,900
05	58,996 - 60,765	80,278 - 82,685	103,070 - 106,161	144,829 - 149,173	161,900 - 161,900

Series: 1811

Locality Area: Minneapolis-St. Paul, MN-WI



Special Pay Tables

Report Run On: January 06, 2017

Page 199 of 293

PPS: NY041401 OPM: 0414 PROFESSIONAL Path: ZP Effective:08-Jan-17
 Prev. Yr Rate: 0.2920 Curr. Yr Rate: 0.3122 Loc. Diff: 1.02 Gen. Inc. 1.00 Issued:28-Dec-16

Band:	I	II	III	IV	V
Gs Range:	1-6	7-10	11-12	13-14	15-15
Interval					
01	37,113 - 37,631	46,398 - 61,890	68,666 - 85,702	97,869 - 121,193	136,038 - 147,532
02	37,632 - 47,622	61,891 - 73,508	85,703 - 98,480	121,194 - 138,687	147,533 - 156,153
03	47,623 - 54,283	73,509 - 81,254	98,481 - 106,998	138,688 - 150,349	156,154 - 161,900
04	54,284 - 55,911	81,255 - 83,692	106,999 - 110,208	150,350 - 154,859	161,900 - 161,900
05	55,912 - 57,588	83,693 - 86,203	110,209 - 113,514	154,860 - 159,505	161,900 - 161,900

Locality Area: New York-Newark, NY-NJ-CT-PA



Special Pay Tables

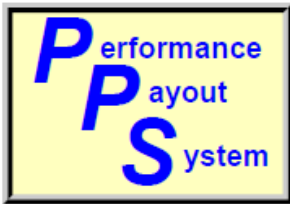
Report Run On: January 06, 2017

Page 200 of 293

PPS: NY042201 OPM: 0422 PROFESSIONAL Path: ZP Effective:08-Jan-17
 Prev. Yr Rate: 0.2920 Curr. Yr Rate: 0.3122 Loc. Diff: 1.02 Gen. Inc. 1.00 Issued:28-Dec-16

Band:	I	II	III	IV	V
Gs Range:	1-6	7-10	11-12	13-14	15-15
Interval					
01	37,113 - 37,631	46,398 - 61,890	68,666 - 85,702	97,869 - 121,193	136,038 - 147,532
02	37,632 - 47,622	61,891 - 73,508	85,703 - 98,480	121,194 - 138,687	147,533 - 156,153
03	47,623 - 54,283	73,509 - 81,254	98,481 - 106,998	138,688 - 150,349	156,154 - 161,900
04	54,284 - 55,911	81,255 - 83,692	106,999 - 110,208	150,350 - 154,859	161,900 - 161,900
05	55,912 - 57,588	83,693 - 86,203	110,209 - 113,514	154,860 - 159,505	161,900 - 161,900

Locality Area: New York-Newark, NY-NJ-CT-PA



Special Pay Tables

Report Run On: January 06, 2017

Page 201 of 293

PPS: NY999E01 OPM: 999E PROFESSIONAL Path: ZP Effective:08-Jan-17
 Prev. Yr Rate: 0.2920 Curr. Yr Rate: 0.3122 Loc. Diff: 1.02 Gen. Inc. 1.00 Issued:28-Dec-16

Band:	I	II	III	IV	V
Gs Range:	1-6	7-10	11-12	13-14	15-15
Interval					
01	0 - 0	49,503 - 61,890	68,666 - 85,702	97,869 - 121,193	136,038 - 147,532
02	41,390 - 47,622	61,891 - 73,508	85,703 - 98,480	121,194 - 138,687	147,533 - 156,153
03	47,623 - 54,283	73,509 - 81,254	98,481 - 106,998	138,688 - 150,349	156,154 - 161,900
04	54,284 - 55,911	81,255 - 83,692	106,999 - 110,208	150,350 - 154,859	161,900 - 161,900
05	55,912 - 57,588	83,693 - 86,203	110,209 - 113,514	154,860 - 159,505	161,900 - 161,900

Series: 1550 2210

Locality Area: New York-Newark, NY-NJ-CT-PA



Special Pay Tables

Report Run On: January 06, 2017

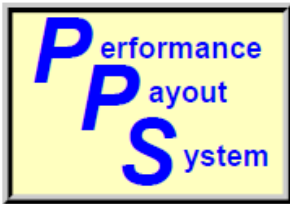
Page 202 of 293

PPS: NYLEO OPM: LEO ADMINISTRATIVE Path: ZA Effective:08-Jan-17
 Prev. Yr Rate: 0.2920 Curr. Yr Rate: 0.3122 Loc. Diff: 1.02 Gen. Inc. 1.00 Issued:28-Dec-16

Band:	I	II	III	IV	V
Gs Range:	1-6	7-10	11-12	13-14	15-15
Interval					
01	24,310 - 40,722	52,586 - 66,250	68,666 - 85,702	97,869 - 121,193	136,038 - 147,530
02	40,723 - 53,031	66,251 - 76,498	85,703 - 98,479	121,194 - 138,686	147,531 - 156,149
03	53,032 - 61,244	76,499 - 83,338	98,480 - 106,998	138,687 - 150,349	156,150 - 161,900
04	61,245 - 63,081	83,339 - 85,838	106,999 - 110,208	150,350 - 154,859	161,900 - 161,900
05	63,082 - 64,973	85,839 - 88,413	110,209 - 113,514	154,860 - 159,505	161,900 - 161,900

Series: 1811

Locality Area: New York-Newark, NY-NJ-CT-PA



Special Pay Tables

Report Run On: January 06, 2017

Page 203 of 293

PPS: OCO305F01 OPM: 305F PROFESSIONAL Path: ZP Effective:08-Jan-17
 Prev. Yr Rate: 0.0 Curr. Yr Rate: 0.0 Loc. Diff: 0.0 Gen. Inc. 1.00 Issued:28-Dec-16

Band:	I	II	III	IV	V
Gs Range:	1-6	7-10	11-12	13-14	15-15
Interval					
01	0 - 0	40,075 - 49,282	55,817 - 66,241	74,584 - 92,359	103,672 - 117,496
02	33,305 - 36,685	49,283 - 59,724	66,242 - 76,676	92,360 - 105,690	117,497 - 127,864
03	36,686 - 41,873	59,725 - 66,686	76,677 - 83,632	105,691 - 114,578	127,865 - 134,776
04	41,874 - 43,129	66,687 - 68,687	83,633 - 86,141	114,579 - 118,015	134,777 - 138,819
05	43,130 - 44,423	68,688 - 70,748	86,142 - 88,725	118,016 - 121,555	138,820 - 142,984

Locality Area: OUT OF US



Special Pay Tables

Report Run On: January 06, 2017

Page 204 of 293

PPS: OCO414F01 OPM: 414F PROFESSIONAL Path: ZP Effective:08-Jan-17
 Prev. Yr Rate: 0.0 Curr. Yr Rate: 0.0 Loc. Diff: 0.0 Gen. Inc. 1.00 Issued:28-Dec-16

Band:	I	II	III	IV	V
Gs Range:	1-6	7-10	11-12	13-14	15-15
Interval					
01	0 - 0	45,970 - 50,403	59,305 - 66,241	74,584 - 92,359	103,672 - 117,496
02	37,113 - 39,647	50,404 - 61,685	66,242 - 76,676	92,360 - 105,690	117,497 - 127,864
03	39,648 - 45,681	61,686 - 69,207	76,677 - 83,632	105,691 - 114,578	127,865 - 134,776
04	45,682 - 47,051	69,208 - 71,283	83,633 - 86,141	114,579 - 118,015	134,777 - 138,819
05	47,052 - 48,463	71,284 - 73,421	86,142 - 88,725	118,016 - 121,555	138,820 - 142,984

Locality Area: OUT OF US



Special Pay Tables

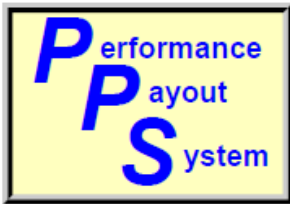
Report Run On: January 06, 2017

Page 205 of 293

PPS: OCO422F01 OPM: 422F PROFESSIONAL Path: ZP Effective:08-Jan-17
 Prev. Yr Rate: 0.0 Curr. Yr Rate: 0.0 Loc. Diff: 0.0 Gen. Inc. 1.00 Issued:28-Dec-16

Band:	I	II	III	IV	V
Gs Range:	1-6	7-10	11-12	13-14	15-15
Interval					
01	0 - 0	45,970 - 50,403	61,049 - 68,100	74,584 - 92,359	103,672 - 117,496
02	37,113 - 39,647	50,404 - 61,685	68,101 - 79,928	92,360 - 105,690	117,497 - 127,864
03	39,648 - 45,681	61,686 - 69,207	79,929 - 87,814	105,691 - 114,578	127,865 - 134,776
04	45,682 - 47,051	69,208 - 71,283	87,815 - 90,448	114,579 - 118,015	134,777 - 138,819
05	47,052 - 48,463	71,284 - 73,421	90,449 - 93,161	118,016 - 121,555	138,820 - 142,984

Locality Area: OUT OF US



Special Pay Tables

Report Run On: January 06, 2017

Page 206 of 293

PPS: OCO99AF01 OPM: 99AF PROFESSIONAL Path: ZP Effective:08-Jan-17
 Prev. Yr Rate: 0.0 Curr. Yr Rate: 0.0 Loc. Diff: 0.0 Gen. Inc. 1.00 Issued:28-Dec-16

Band:	I	II	III	IV	V
Gs Range:	1-6	7-10	11-12	13-14	15-15
Interval					
01	0 - 0	45,967 - 52,132	61,225 - 68,936	74,584 - 92,359	103,672 - 117,496
02	37,109 - 41,642	52,133 - 64,712	68,937 - 81,391	92,360 - 105,690	117,497 - 127,864
03	41,643 - 48,247	64,713 - 73,098	81,392 - 89,695	105,691 - 114,578	127,865 - 134,776
04	48,248 - 49,694	73,099 - 75,291	89,696 - 92,386	114,579 - 118,015	134,777 - 138,819
05	49,695 - 51,185	75,292 - 77,550	92,387 - 95,158	118,016 - 121,555	138,820 - 142,984

Series: 1550

2210

Locality Area: OUT OF US



Special Pay Tables

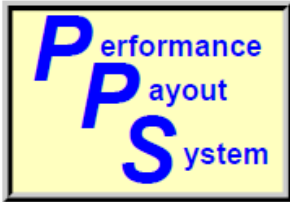
Report Run On: January 06, 2017

Page 207 of 293

PPS: PB030501 OPM: 0305 PROFESSIONAL Path: ZP Effective:08-Jan-17
 Prev. Yr Rate: 0.1442 Curr. Yr Rate: 0.1548 Loc. Diff: 1.01 Gen. Inc. 1.00 Issued:28-Dec-16

Band:	I	II	III	IV	V
Gs Range:	1-6	7-10	11-12	13-14	15-15
Interval					
01	0 - 0	40,833 - 54,466	60,430 - 75,423	86,130 - 106,657	119,720 - 135,684
02	33,305 - 41,910	54,467 - 64,691	75,424 - 86,668	106,658 - 122,052	135,685 - 147,657
03	41,911 - 47,772	64,692 - 71,508	86,669 - 94,164	122,053 - 132,315	147,658 - 155,639
04	47,773 - 49,205	71,509 - 73,653	94,165 - 96,989	132,316 - 136,284	155,640 - 160,308
05	49,206 - 50,681	73,654 - 75,863	96,990 - 99,899	136,285 - 140,373	160,309 - 161,900

Locality Area: Palm Bay-Melbourne-Titusville, FL



Special Pay Tables

Report Run On: January 06, 2017

Page 208 of 293

PPS: PB041401 OPM: 0414 PROFESSIONAL Path: ZP Effective:08-Jan-17
 Prev. Yr Rate: 0.1442 Curr. Yr Rate: 0.1548 Loc. Diff: 1.01 Gen. Inc. 1.00 Issued:28-Dec-16

Band:	I	II	III	IV	V
Gs Range:	1-6	7-10	11-12	13-14	15-15
Interval					
01	0 - 0	45,970 - 54,466	60,430 - 75,423	86,130 - 106,657	119,720 - 135,684
02	37,113 - 41,910	54,467 - 64,691	75,424 - 86,668	106,658 - 122,052	135,685 - 147,657
03	41,911 - 47,772	64,692 - 71,508	86,669 - 94,164	122,053 - 132,315	147,658 - 155,639
04	47,773 - 49,205	71,509 - 73,653	94,165 - 96,989	132,316 - 136,284	155,640 - 160,308
05	49,206 - 50,681	73,654 - 75,863	96,990 - 99,899	136,285 - 140,373	160,309 - 161,900

Locality Area: Palm Bay-Melbourne-Titusville, FL



Special Pay Tables

Report Run On: January 06, 2017

Page 209 of 293

PPS: PB042201 OPM: 0422 PROFESSIONAL Path: ZP Effective:08-Jan-17
 Prev. Yr Rate: 0.1442 Curr. Yr Rate: 0.1548 Loc. Diff: 1.01 Gen. Inc. 1.00 Issued:28-Dec-16

Band:	I	II	III	IV	V
Gs Range:	1-6	7-10	11-12	13-14	15-15
Interval					
01	0 - 0	45,970 - 54,466	61,049 - 75,423	86,130 - 106,657	119,720 - 135,684
02	37,113 - 41,910	54,467 - 64,691	75,424 - 86,668	106,658 - 122,052	135,685 - 147,657
03	41,911 - 47,772	64,692 - 71,508	86,669 - 94,164	122,053 - 132,315	147,658 - 155,639
04	47,773 - 49,205	71,509 - 73,653	94,165 - 96,989	132,316 - 136,284	155,640 - 160,308
05	49,206 - 50,681	73,654 - 75,863	96,990 - 99,899	136,285 - 140,373	160,309 - 161,900

Locality Area: Palm Bay-Melbourne-Titusville, FL



Special Pay Tables

Report Run On: January 06, 2017

Page 210 of 293

PPS: PB999B01 OPM: 999B PROFESSIONAL Path: ZP Effective:08-Jan-17
 Prev. Yr Rate: 0.1442 Curr. Yr Rate: 0.1548 Loc. Diff: 1.01 Gen. Inc. 1.00 Issued:28-Dec-16

Band:	I	II	III	IV	V
Gs Range:	1-6	7-10	11-12	13-14	15-15
Interval					
01	0 - 0	47,027 - 55,173	61,748 - 75,423	86,130 - 106,657	119,720 - 135,684
02	39,392 - 44,589	55,174 - 65,928	75,424 - 86,668	106,658 - 122,052	135,685 - 147,657
03	44,590 - 51,216	65,929 - 73,098	86,669 - 94,164	122,053 - 132,315	147,658 - 155,639
04	51,217 - 52,752	73,099 - 75,291	94,165 - 96,989	132,316 - 136,284	155,640 - 160,308
05	52,753 - 54,335	75,292 - 77,550	96,990 - 99,899	136,285 - 140,373	160,309 - 161,900

Series: 1550

2210

Locality Area: Palm Bay-Melbourne-Titusville, FL



Special Pay Tables

Report Run On: January 06, 2017

Page 211 of 293

PPS: PB999C01 OPM: 999C PROFESSIONAL Path: ZP Effective:08-Jan-17
 Prev. Yr Rate: 0.1442 Curr. Yr Rate: 0.1548 Loc. Diff: 1.01 Gen. Inc. 1.00 Issued:28-Dec-16

Band:	I	II	III	IV	V
Gs Range:	1-6	7-10	11-12	13-14	15-15
Interval					
01	0 - 0	47,735 - 55,173	62,795 - 75,423	86,130 - 106,657	119,720 - 135,684
02	39,963 - 45,166	55,174 - 65,928	75,424 - 86,668	106,658 - 122,052	135,685 - 147,657
03	45,167 - 51,958	65,929 - 73,098	86,669 - 94,164	122,053 - 132,315	147,658 - 155,639
04	51,959 - 53,517	73,099 - 75,291	94,165 - 96,989	132,316 - 136,284	155,640 - 160,308
05	53,518 - 55,123	75,292 - 77,550	96,990 - 99,899	136,285 - 140,373	160,309 - 161,900

Series: 1550

2210

Locality Area: Palm Bay-Melbourne-Titusville, FL



Special Pay Tables

Report Run On: January 06, 2017

Page 212 of 293

PPS: PB999D01 OPM: 999D PROFESSIONAL Path: ZP Effective:08-Jan-17
 Prev. Yr Rate: 0.1442 Curr. Yr Rate: 0.1548 Loc. Diff: 1.01 Gen. Inc. 1.00 Issued:28-Dec-16

Band:	I	II	III	IV	V
Gs Range:	1-6	7-10	11-12	13-14	15-15
Interval					
01	0 - 0	48,795 - 55,923	60,430 - 75,423	86,130 - 106,657	119,720 - 135,684
02	40,819 - 46,032	55,924 - 67,240	75,424 - 86,668	106,658 - 122,052	135,685 - 147,657
03	46,033 - 53,072	67,241 - 74,785	86,669 - 94,164	122,053 - 132,315	147,658 - 155,639
04	53,073 - 54,664	74,786 - 77,029	94,165 - 96,989	132,316 - 136,284	155,640 - 160,308
05	54,665 - 56,304	77,030 - 79,340	96,990 - 99,899	136,285 - 140,373	160,309 - 161,900

Series: 1550 2210

Locality Area: Palm Bay-Melbourne-Titusville, FL



Special Pay Tables

Report Run On: January 06, 2017

Page 213 of 293

PPS: PB999E01 OPM: 999E PROFESSIONAL Path: ZP Effective:08-Jan-17
 Prev. Yr Rate: 0.1442 Curr. Yr Rate: 0.1548 Loc. Diff: 1.01 Gen. Inc. 1.00 Issued:28-Dec-16

Band:	I	II	III	IV	V
Gs Range:	1-6	7-10	11-12	13-14	15-15
Interval					
01	0 - 0	49,503 - 56,422	60,430 - 75,423	86,130 - 106,657	119,720 - 135,684
02	41,390 - 46,610	56,423 - 68,114	75,424 - 86,668	106,658 - 122,052	135,685 - 147,657
03	46,611 - 53,814	68,115 - 75,909	86,669 - 94,164	122,053 - 132,315	147,658 - 155,639
04	53,815 - 55,428	75,910 - 78,186	94,165 - 96,989	132,316 - 136,284	155,640 - 160,308
05	55,429 - 57,091	78,187 - 80,532	96,990 - 99,899	136,285 - 140,373	160,309 - 161,900

Series: 1550 2210

Locality Area: Palm Bay-Melbourne-Titusville, FL



Special Pay Tables

Report Run On: January 06, 2017

Page 214 of 293

PPS: PB999F01 OPM: 999F PROFESSIONAL Path: ZP Effective:08-Jan-17
 Prev. Yr Rate: 0.1442 Curr. Yr Rate: 0.1548 Loc. Diff: 1.01 Gen. Inc. 1.00 Issued:28-Dec-16

Band:	I	II	III	IV	V
Gs Range:	1-6	7-10	11-12	13-14	15-15
Interval					
01	0 - 0	50,917 - 57,422	60,430 - 75,423	86,130 - 106,657	119,720 - 135,684
02	42,532 - 47,764	57,423 - 69,864	75,424 - 86,668	106,658 - 122,052	135,685 - 147,657
03	47,765 - 55,298	69,865 - 78,158	86,669 - 94,164	122,053 - 132,315	147,658 - 155,639
04	55,299 - 56,957	78,159 - 80,503	94,165 - 96,989	132,316 - 136,284	155,640 - 160,308
05	56,958 - 58,666	80,504 - 82,918	96,990 - 99,899	136,285 - 140,373	160,309 - 161,900

Series: 1550

2210

Locality Area: Palm Bay-Melbourne-Titusville, FL



Special Pay Tables

Report Run On: January 06, 2017

Page 215 of 293

PPS: PBLEO OPM: LEO ADMINISTRATIVE Path: ZA Effective:08-Jan-17
 Prev. Yr Rate: 0.1442 Curr. Yr Rate: 0.1548 Loc. Diff: 1.01 Gen. Inc. 1.00 Issued:28-Dec-16

Band:	I	II	III	IV	V
Gs Range:	1-6	7-10	11-12	13-14	15-15
Interval					
01	21,394 - 35,838	46,279 - 58,303	60,430 - 75,422	86,130 - 106,654	119,720 - 135,684
02	35,839 - 46,671	58,304 - 67,321	75,423 - 86,666	106,655 - 122,047	135,685 - 147,657
03	46,672 - 53,898	67,322 - 73,341	86,667 - 94,164	122,048 - 132,315	147,658 - 155,639
04	53,899 - 55,515	73,342 - 75,541	94,165 - 96,989	132,316 - 136,284	155,640 - 160,308
05	55,516 - 57,180	75,542 - 77,807	96,990 - 99,899	136,285 - 140,373	160,309 - 161,900

Series: 1811

Locality Area: Palm Bay-Melbourne-Titusville, FL



Special Pay Tables

Report Run On: January 06, 2017

Page 216 of 293

PPS: PHL041401 OPM: 0414 PROFESSIONAL Path: ZP Effective:08-Jan-17
 Prev. Yr Rate: 0.2222 Curr. Yr Rate: 0.2387 Loc. Diff: 1.01 Gen. Inc. 1.00 Issued:28-Dec-16

Band:	I	II	III	IV	V
Gs Range:	1-6	7-10	11-12	13-14	15-15
Interval					
01	0 - 0	45,970 - 58,423	64,820 - 80,902	92,387 - 114,405	128,419 - 143,299
02	37,113 - 44,955	58,424 - 69,391	80,903 - 92,964	114,406 - 130,919	143,300 - 154,460
03	44,956 - 51,243	69,392 - 76,703	92,965 - 101,005	130,920 - 141,928	154,461 - 161,900
04	51,244 - 52,780	76,704 - 79,004	101,006 - 104,035	141,929 - 146,186	161,900 - 161,900
05	52,781 - 54,363	79,005 - 81,374	104,036 - 107,156	146,187 - 150,572	161,900 - 161,900

Locality Area: Philadelphia-Reading-Camden, PA-NJ-DE-MD



Special Pay Tables

Report Run On: January 06, 2017

Page 217 of 293

PPS: PHL042201 OPM: 0422 PROFESSIONAL Path: ZP Effective:08-Jan-17
 Prev. Yr Rate: 0.2222 Curr. Yr Rate: 0.2387 Loc. Diff: 1.01 Gen. Inc. 1.00 Issued:28-Dec-16

Band:	I	II	III	IV	V
Gs Range:	1-6	7-10	11-12	13-14	15-15
Interval					
01	0 - 0	45,970 - 58,423	64,820 - 80,902	92,387 - 114,405	128,419 - 143,299
02	37,113 - 44,955	58,424 - 69,391	80,903 - 92,964	114,406 - 130,919	143,300 - 154,460
03	44,956 - 51,243	69,392 - 76,703	92,965 - 101,005	130,920 - 141,928	154,461 - 161,900
04	51,244 - 52,780	76,704 - 79,004	101,006 - 104,035	141,929 - 146,186	161,900 - 161,900
05	52,781 - 54,363	79,005 - 81,374	104,036 - 107,156	146,187 - 150,572	161,900 - 161,900

Locality Area: Philadelphia-Reading-Camden, PA-NJ-DE-MD



Special Pay Tables

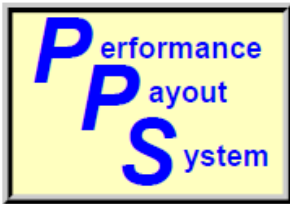
Report Run On: January 06, 2017

Page 218 of 293

PPS: PHL983C03 OPM: 983C CLERICAL AND SUPPORT Path: ZS Effective:08-Jan-17
 Prev. Yr Rate: 0.2222 Curr. Yr Rate: 0.2387 Loc. Diff: 1.01 Gen. Inc. 1.00 Issued:28-Dec-16

Band:	I	II	III	IV	V
Gs Range:	1-2	3-4	5-6	7-8	9-10
Interval					
01	22,948 - 27,180	34,954 - 35,833	39,107 - 44,832	48,442 - 54,196	54,929 - 63,854
02	27,181 - 30,354	35,834 - 41,594	44,833 - 51,937	54,197 - 61,994	63,855 - 71,563
03	30,355 - 32,470	41,595 - 45,435	51,938 - 56,674	61,995 - 67,193	71,564 - 76,703
04	32,471 - 33,444	45,436 - 46,798	56,675 - 58,374	67,194 - 69,209	76,704 - 79,004
05	33,445 - 34,447	46,799 - 48,202	58,375 - 60,125	69,210 - 71,285	79,005 - 81,374

Locality Area: Philadelphia-Reading-Camden, PA-NJ-DE-MD



Special Pay Tables

Report Run On: January 06, 2017

Page 219 of 293

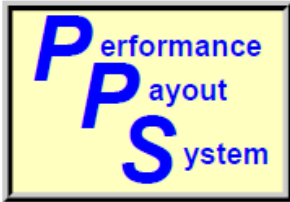
PPS: PHL999C01 OPM: 999C PROFESSIONAL Path: ZP Effective:08-Jan-17
 Prev. Yr Rate: 0.2222 Curr. Yr Rate: 0.2387 Loc. Diff: 1.01 Gen. Inc. 1.00 Issued:28-Dec-16

Band:	I	II	III	IV	V
Gs Range:	1-6	7-10	11-12	13-14	15-15
Interval					
01	0 - 0	47,735 - 58,423	64,820 - 80,902	92,387 - 114,405	128,419 - 143,299
02	39,963 - 45,511	58,424 - 69,391	80,903 - 92,964	114,406 - 130,919	143,300 - 154,460
03	45,512 - 51,958	69,392 - 76,703	92,965 - 101,005	130,920 - 141,928	154,461 - 161,900
04	51,959 - 53,517	76,704 - 79,004	101,006 - 104,035	141,929 - 146,186	161,900 - 161,900
05	53,518 - 55,123	79,005 - 81,374	104,036 - 107,156	146,187 - 150,572	161,900 - 161,900

Series: 1550

2210

Locality Area: Philadelphia-Reading-Camden, PA-NJ-DE-MD



Special Pay Tables

Report Run On: January 06, 2017

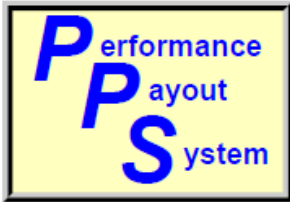
Page 220 of 293

PPS: PHLLEO OPM: LEO ADMINISTRATIVE Path: ZA Effective:08-Jan-17
 Prev. Yr Rate: 0.2222 Curr. Yr Rate: 0.2387 Loc. Diff: 1.01 Gen. Inc. 1.00 Issued:28-Dec-16

Band:	I	II	III	IV	V
Gs Range:	1-6	7-10	11-12	13-14	15-15
Interval					
01	22,948 - 38,444	49,641 - 62,541	64,820 - 80,900	92,387 - 114,403	128,419 - 143,299
02	38,445 - 50,066	62,542 - 72,216	80,901 - 92,960	114,404 - 130,915	143,300 - 154,459
03	50,067 - 57,814	72,217 - 78,670	92,961 - 101,005	130,916 - 141,928	154,460 - 161,900
04	57,815 - 59,548	78,671 - 81,030	101,006 - 104,035	141,929 - 146,186	161,900 - 161,900
05	59,549 - 61,334	81,031 - 83,461	104,036 - 107,156	146,187 - 150,572	161,900 - 161,900

Series: 1811

Locality Area: Philadelphia-Reading-Camden, PA-NJ-DE-MD



Special Pay Tables

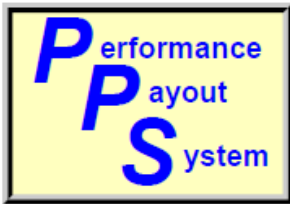
Report Run On: January 06, 2017

Page 221 of 293

PPS: PIT030501 OPM: 0305 PROFESSIONAL Path: ZP Effective:08-Jan-17
 Prev. Yr Rate: 0.1668 Curr. Yr Rate: 0.1786 Loc. Diff: 1.01 Gen. Inc. 1.00 Issued:28-Dec-16

Band:	I	II	III	IV	V
Gs Range:	1-6	7-10	11-12	13-14	15-15
Interval					
01	33,305 - 33,800	41,674 - 55,588	61,675 - 76,977	87,905 - 108,855	122,188 - 138,481
02	33,801 - 42,774	55,589 - 66,024	76,978 - 88,453	108,856 - 124,567	138,482 - 150,701
03	42,775 - 48,756	66,025 - 72,981	88,454 - 96,104	124,568 - 135,042	150,702 - 158,847
04	48,757 - 50,219	72,982 - 75,170	96,105 - 98,987	135,043 - 139,093	158,848 - 161,900
05	50,220 - 51,726	75,171 - 77,425	98,988 - 101,957	139,094 - 143,266	161,900 - 161,900

Locality Area: Pittsburgh-New Castle-Weirton, PA-OH-WV



Special Pay Tables

Report Run On: January 06, 2017

Page 222 of 293

PPS: PIT041401 OPM: 0414 PROFESSIONAL Path: ZP Effective:08-Jan-17
 Prev. Yr Rate: 0.1668 Curr. Yr Rate: 0.1786 Loc. Diff: 1.01 Gen. Inc. 1.00 Issued:28-Dec-16

Band:	I	II	III	IV	V
Gs Range:	1-6	7-10	11-12	13-14	15-15
Interval					
01	0 - 0	45,970 - 55,588	61,675 - 76,977	87,905 - 108,855	122,188 - 138,481
02	37,113 - 42,774	55,589 - 66,024	76,978 - 88,453	108,856 - 124,567	138,482 - 150,701
03	42,775 - 48,756	66,025 - 72,981	88,454 - 96,104	124,568 - 135,042	150,702 - 158,847
04	48,757 - 50,219	72,982 - 75,170	96,105 - 98,987	135,043 - 139,093	158,848 - 161,900
05	50,220 - 51,726	75,171 - 77,425	98,988 - 101,957	139,094 - 143,266	161,900 - 161,900

Locality Area: Pittsburgh-New Castle-Weirton, PA-OH-WV



Special Pay Tables

Report Run On: January 06, 2017

Page 223 of 293

PPS: PIT042201 OPM: 0422 PROFESSIONAL Path: ZP Effective:08-Jan-17
 Prev. Yr Rate: 0.1668 Curr. Yr Rate: 0.1786 Loc. Diff: 1.01 Gen. Inc. 1.00 Issued:28-Dec-16

Band:	I	II	III	IV	V
Gs Range:	1-6	7-10	11-12	13-14	15-15
Interval					
01	0 - 0	45,970 - 55,588	61,675 - 76,977	87,905 - 108,855	122,188 - 138,481
02	37,113 - 42,774	55,589 - 66,024	76,978 - 88,453	108,856 - 124,567	138,482 - 150,701
03	42,775 - 48,756	66,025 - 72,981	88,454 - 96,104	124,568 - 135,042	150,702 - 158,847
04	48,757 - 50,219	72,982 - 75,170	96,105 - 98,987	135,043 - 139,093	158,848 - 161,900
05	50,220 - 51,726	75,171 - 77,425	98,988 - 101,957	139,094 - 143,266	161,900 - 161,900

Locality Area: Pittsburgh-New Castle-Weirton, PA-OH-WV



Special Pay Tables

Report Run On: January 06, 2017

Page 224 of 293

PPS: PIT999B01 OPM: 999B PROFESSIONAL Path: ZP Effective:08-Jan-17
 Prev. Yr Rate: 0.1668 Curr. Yr Rate: 0.1786 Loc. Diff: 1.01 Gen. Inc. 1.00 Issued:28-Dec-16

Band:	I	II	III	IV	V
Gs Range:	1-6	7-10	11-12	13-14	15-15
Interval					
01	0 - 0	47,027 - 55,640	61,748 - 76,977	87,905 - 108,855	122,188 - 138,481
02	39,392 - 44,687	55,641 - 66,115	76,978 - 88,453	108,856 - 124,567	138,482 - 150,701
03	44,688 - 51,216	66,116 - 73,098	88,454 - 96,104	124,568 - 135,042	150,702 - 158,847
04	51,217 - 52,752	73,099 - 75,291	96,105 - 98,987	135,043 - 139,093	158,848 - 161,900
05	52,753 - 54,335	75,292 - 77,550	98,988 - 101,957	139,094 - 143,266	161,900 - 161,900

Series: 1550

2210

Locality Area: Pittsburgh-New Castle-Weirton, PA-OH-WV



Special Pay Tables

Report Run On: January 06, 2017

Page 225 of 293

PPS: PITLEO OPM: LEO ADMINISTRATIVE Path: ZA Effective:08-Jan-17
 Prev. Yr Rate: 0.1668 Curr. Yr Rate: 0.1786 Loc. Diff: 1.01 Gen. Inc. 1.00 Issued:28-Dec-16

Band:	I	II	III	IV	V
Gs Range:	1-6	7-10	11-12	13-14	15-15
Interval					
01	21,835 - 36,579	47,232 - 59,508	61,675 - 76,975	87,905 - 108,853	122,188 - 138,480
02	36,580 - 47,637	59,509 - 68,715	76,976 - 88,450	108,854 - 124,564	138,481 - 150,699
03	47,638 - 55,009	68,716 - 74,853	88,451 - 96,104	124,565 - 135,042	150,700 - 158,847
04	55,010 - 56,659	74,854 - 77,099	96,105 - 98,987	135,043 - 139,093	158,848 - 161,900
05	56,660 - 58,359	77,100 - 79,412	98,988 - 101,957	139,094 - 143,266	161,900 - 161,900

Series: 1811

Locality Area: Pittsburgh-New Castle-Weirton, PA-OH-WV



Special Pay Tables

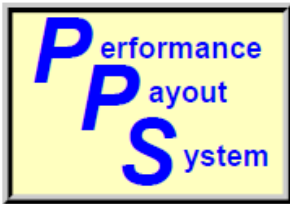
Report Run On: January 06, 2017

Page 226 of 293

PPS: POR041401 OPM: 0414 PROFESSIONAL Path: ZP Effective:08-Jan-17
 Prev. Yr Rate: 0.2069 Curr. Yr Rate: 0.2195 Loc. Diff: 1.01 Gen. Inc. 1.00 Issued:28-Dec-16

Band:	I	II	III	IV	V
Gs Range:	1-6	7-10	11-12	13-14	15-15
Interval					
01	0 - 0	45,970 - 57,517	63,815 - 79,648	90,955 - 112,632	126,428 - 142,193
02	37,113 - 44,258	57,518 - 68,315	79,649 - 91,523	112,633 - 128,890	142,194 - 154,017
03	44,259 - 50,448	68,316 - 75,514	91,524 - 99,439	128,891 - 139,728	154,018 - 161,900
04	50,449 - 51,961	75,515 - 77,779	99,440 - 102,422	139,729 - 143,920	161,900 - 161,900
05	51,962 - 53,520	77,780 - 80,112	102,423 - 105,495	143,921 - 148,238	161,900 - 161,900

Locality Area: Portland-Vancouver-Salem, OR-WA



Special Pay Tables

Report Run On: January 06, 2017

Page 227 of 293

PPS: POR042201 OPM: 0422

PROFESSIONAL

Path: ZP

Effective:08-Jan-17

Prev. Yr Rate: 0.2069

Curr. Yr Rate: 0.2195

Loc. Diff: 1.01

Gen. Inc. 1.00

Issued:28-Dec-16

Band:	I	II	III	IV	V
Gs Range:	1-6	7-10	11-12	13-14	15-15
Interval					
01	0 - 0	45,970 - 57,517	63,815 - 79,648	90,955 - 112,632	126,428 - 142,193
02	37,113 - 44,258	57,518 - 68,315	79,649 - 91,523	112,633 - 128,890	142,194 - 154,017
03	44,259 - 50,448	68,316 - 75,514	91,524 - 99,439	128,891 - 139,728	154,018 - 161,900
04	50,449 - 51,961	75,515 - 77,779	99,440 - 102,422	139,729 - 143,920	161,900 - 161,900
05	51,962 - 53,520	77,780 - 80,112	102,423 - 105,495	143,921 - 148,238	161,900 - 161,900

Locality Area: Portland-Vancouver-Salem, OR-WA



Special Pay Tables

Report Run On: January 06, 2017

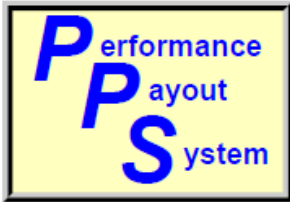
Page 228 of 293

PPS: POR999C01 OPM: 999C PROFESSIONAL Path: ZP Effective:08-Jan-17
 Prev. Yr Rate: 0.2069 Curr. Yr Rate: 0.2195 Loc. Diff: 1.01 Gen. Inc. 1.00 Issued:28-Dec-16

Band:	I	II	III	IV	V
Gs Range:	1-6	7-10	11-12	13-14	15-15
Interval					
01	0 - 0	47,735 - 57,517	63,815 - 79,648	90,955 - 112,632	126,428 - 142,193
02	39,963 - 45,432	57,518 - 68,315	79,649 - 91,523	112,633 - 128,890	142,194 - 154,017
03	45,433 - 51,958	68,316 - 75,514	91,524 - 99,439	128,891 - 139,728	154,018 - 161,900
04	51,959 - 53,517	75,515 - 77,779	99,440 - 102,422	139,729 - 143,920	161,900 - 161,900
05	53,518 - 55,123	77,780 - 80,112	102,423 - 105,495	143,921 - 148,238	161,900 - 161,900

Series: 1550 2210

Locality Area: Portland-Vancouver-Salem, OR-WA



Special Pay Tables

Report Run On: January 06, 2017

Page 229 of 293

PPS: PORLEO OPM: LEO ADMINISTRATIVE Path: ZA Effective:08-Jan-17
 Prev. Yr Rate: 0.2069 Curr. Yr Rate: 0.2195 Loc. Diff: 1.01 Gen. Inc. 1.00 Issued:28-Dec-16

Band:	I	II	III	IV	V
Gs Range:	1-6	7-10	11-12	13-14	15-15
Interval					
01	22,592 - 37,848	48,871 - 61,571	63,815 - 79,647	90,955 - 112,631	126,428 - 142,192
02	37,849 - 49,290	61,572 - 71,096	79,648 - 91,521	112,632 - 128,888	142,193 - 154,015
03	49,291 - 56,918	71,097 - 77,450	91,522 - 99,439	128,889 - 139,728	154,016 - 161,900
04	56,919 - 58,626	77,451 - 79,774	99,440 - 102,422	139,729 - 143,920	161,900 - 161,900
05	58,627 - 60,385	79,775 - 82,167	102,423 - 105,495	143,921 - 148,238	161,900 - 161,900

Series: 1811

Locality Area: Portland-Vancouver-Salem, OR-WA



Special Pay Tables

Report Run On: January 06, 2017

Page 230 of 293

PPS: PX041401 OPM: 0414 PROFESSIONAL Path: ZP Effective:08-Jan-17
 Prev. Yr Rate: 0.1712 Curr. Yr Rate: 0.1857 Loc. Diff: 1.01 Gen. Inc. 1.00 Issued:28-Dec-16

Band:	I	II	III	IV	V
Gs Range:	1-6	7-10	11-12	13-14	15-15
Interval					
01	0 - 0	45,970 - 55,923	62,046 - 77,440	88,434 - 109,510	122,924 - 139,315
02	37,113 - 43,031	55,924 - 66,422	77,441 - 88,986	109,511 - 125,317	139,316 - 151,608
03	43,032 - 49,050	66,423 - 73,421	88,987 - 96,683	125,318 - 135,855	151,609 - 159,804
04	49,051 - 50,522	73,422 - 75,624	96,684 - 99,583	135,856 - 139,931	159,805 - 161,900
05	50,523 - 52,038	75,625 - 77,893	99,584 - 102,570	139,932 - 144,129	161,900 - 161,900

Locality Area: Phoenix-Mesa-Scottsdale, AZ



Special Pay Tables

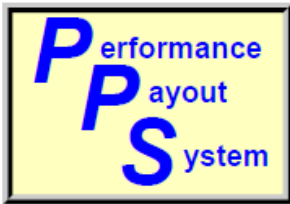
Report Run On: January 06, 2017

Page 231 of 293

PPS: PX042201 OPM: 0422 PROFESSIONAL Path: ZP Effective:08-Jan-17
 Prev. Yr Rate: 0.1712 Curr. Yr Rate: 0.1857 Loc. Diff: 1.01 Gen. Inc. 1.00 Issued:28-Dec-16

Band:	I	II	III	IV	V
Gs Range:	1-6	7-10	11-12	13-14	15-15
Interval					
01	0 - 0	45,970 - 55,923	62,046 - 77,440	88,434 - 109,510	122,924 - 139,315
02	37,113 - 43,031	55,924 - 66,422	77,441 - 88,986	109,511 - 125,317	139,316 - 151,608
03	43,032 - 49,050	66,423 - 73,421	88,987 - 96,683	125,318 - 135,855	151,609 - 159,804
04	49,051 - 50,522	73,422 - 75,624	96,684 - 99,583	135,856 - 139,931	159,805 - 161,900
05	50,523 - 52,038	75,625 - 77,893	99,584 - 102,570	139,932 - 144,129	161,900 - 161,900

Locality Area: Phoenix-Mesa-Scottsdale, AZ



Special Pay Tables

Report Run On: January 06, 2017

Page 232 of 293

PPS: PX999B01 OPM: 999B PROFESSIONAL Path: ZP Effective:08-Jan-17
 Prev. Yr Rate: 0.1712 Curr. Yr Rate: 0.1857 Loc. Diff: 1.01 Gen. Inc. 1.00 Issued:28-Dec-16

Band:	I	II	III	IV	V
Gs Range:	1-6	7-10	11-12	13-14	15-15
Interval					
01	0 - 0	47,027 - 55,923	62,046 - 77,440	88,434 - 109,510	122,924 - 139,315
02	39,392 - 44,716	55,924 - 66,422	77,441 - 88,986	109,511 - 125,317	139,316 - 151,608
03	44,717 - 51,216	66,423 - 73,421	88,987 - 96,683	125,318 - 135,855	151,609 - 159,804
04	51,217 - 52,752	73,422 - 75,624	96,684 - 99,583	135,856 - 139,931	159,805 - 161,900
05	52,753 - 54,335	75,625 - 77,893	99,584 - 102,570	139,932 - 144,129	161,900 - 161,900

Series: 1550 2210

Locality Area: Phoenix-Mesa-Scottsdale, AZ



Special Pay Tables

Report Run On: January 06, 2017

Page 233 of 293

PPS: PXLEO OPM: LEO ADMINISTRATIVE Path: ZA Effective:08-Jan-17
 Prev. Yr Rate: 0.1712 Curr. Yr Rate: 0.1857 Loc. Diff: 1.01 Gen. Inc. 1.00 Issued:28-Dec-16

Band:	I	II	III	IV	V
Gs Range:	1-6	7-10	11-12	13-14	15-15
Interval					
01	21,966 - 36,798	47,517 - 59,865	62,046 - 77,438	88,434 - 109,510	122,924 - 139,312
02	36,799 - 47,922	59,866 - 69,126	77,439 - 88,982	109,511 - 125,317	139,313 - 151,603
03	47,923 - 55,340	69,127 - 75,304	88,983 - 96,683	125,318 - 135,855	151,604 - 159,804
04	55,341 - 57,000	75,305 - 77,563	96,684 - 99,583	135,856 - 139,931	159,805 - 161,900
05	57,001 - 58,710	77,564 - 79,890	99,584 - 102,570	139,932 - 144,129	161,900 - 161,900

Series: 1811

Locality Area: Phoenix-Mesa-Scottsdale, AZ



Special Pay Tables

Report Run On: January 06, 2017

Page 234 of 293

PPS: RA041401 OPM: 0414 PROFESSIONAL Path: ZP Effective:08-Jan-17
 Prev. Yr Rate: 0.1794 Curr. Yr Rate: 0.1902 Loc. Diff: 1.01 Gen. Inc. 1.00 Issued:28-Dec-16

Band:	I	II	III	IV	V
Gs Range:	1-6	7-10	11-12	13-14	15-15
Interval					
01	0 - 0	45,970 - 56,136	62,282 - 77,734	88,770 - 109,926	123,390 - 139,843
02	37,113 - 43,195	56,137 - 66,674	77,735 - 89,324	109,927 - 125,793	139,844 - 152,183
03	43,196 - 49,236	66,675 - 73,700	89,325 - 97,050	125,794 - 136,371	152,184 - 160,410
04	49,237 - 50,713	73,701 - 75,911	97,051 - 99,962	136,372 - 140,462	160,411 - 161,900
05	50,714 - 52,234	75,912 - 78,188	99,963 - 102,961	140,463 - 144,676	161,900 - 161,900

Locality Area: Raleigh-Durham-Chapel Hill, NC



Special Pay Tables

Report Run On: January 06, 2017

Page 235 of 293

PPS: RA042201 OPM: 0422 PROFESSIONAL Path: ZP Effective:08-Jan-17
 Prev. Yr Rate: 0.1794 Curr. Yr Rate: 0.1902 Loc. Diff: 1.01 Gen. Inc. 1.00 Issued:28-Dec-16

Band:	I	II	III	IV	V
Gs Range:	1-6	7-10	11-12	13-14	15-15
Interval					
01	0 - 0	45,970 - 56,136	62,282 - 77,734	88,770 - 109,926	123,390 - 139,843
02	37,113 - 43,195	56,137 - 66,674	77,735 - 89,324	109,927 - 125,793	139,844 - 152,183
03	43,196 - 49,236	66,675 - 73,700	89,325 - 97,050	125,794 - 136,371	152,184 - 160,410
04	49,237 - 50,713	73,701 - 75,911	97,051 - 99,962	136,372 - 140,462	160,411 - 161,900
05	50,714 - 52,234	75,912 - 78,188	99,963 - 102,961	140,463 - 144,676	161,900 - 161,900

Locality Area: Raleigh-Durham-Chapel Hill, NC



Special Pay Tables

Report Run On: January 06, 2017

Page 236 of 293

PPS: RA999B01 OPM: 999B PROFESSIONAL Path: ZP Effective:08-Jan-17
 Prev. Yr Rate: 0.1794 Curr. Yr Rate: 0.1902 Loc. Diff: 1.01 Gen. Inc. 1.00 Issued:28-Dec-16

Band:	I	II	III	IV	V
Gs Range:	1-6	7-10	11-12	13-14	15-15
Interval					
01	0 - 0	47,027 - 56,136	62,282 - 77,734	88,770 - 109,926	123,390 - 139,843
02	39,392 - 44,735	56,137 - 66,674	77,735 - 89,324	109,927 - 125,793	139,844 - 152,183
03	44,736 - 51,216	66,675 - 73,700	89,325 - 97,050	125,794 - 136,371	152,184 - 160,410
04	51,217 - 52,752	73,701 - 75,911	97,051 - 99,962	136,372 - 140,462	160,411 - 161,900
05	52,753 - 54,335	75,912 - 78,188	99,963 - 102,961	140,463 - 144,676	161,900 - 161,900

Series: 1550 2210

Locality Area: Raleigh-Durham-Chapel Hill, NC



Special Pay Tables

Report Run On: January 06, 2017

Page 237 of 293

PPS: RALEO OPM: LEO ADMINISTRATIVE Path: ZA Effective:08-Jan-17
 Prev. Yr Rate: 0.1794 Curr. Yr Rate: 0.1902 Loc. Diff: 1.01 Gen. Inc. 1.00 Issued:28-Dec-16

Band:	I	II	III	IV	V
Gs Range:	1-6	7-10	11-12	13-14	15-15
Interval					
01	22,050 - 36,938	47,697 - 60,093	62,282 - 77,734	88,770 - 109,926	123,390 - 139,842
02	36,939 - 48,104	60,094 - 69,390	77,735 - 89,323	109,927 - 125,793	139,843 - 152,181
03	48,105 - 55,550	69,391 - 75,590	89,324 - 97,050	125,794 - 136,371	152,182 - 160,410
04	55,551 - 57,217	75,591 - 77,858	97,051 - 99,962	136,372 - 140,462	160,411 - 161,900
05	57,218 - 58,934	77,859 - 80,194	99,963 - 102,961	140,463 - 144,676	161,900 - 161,900

Series: 1811

Locality Area: Raleigh-Durham-Chapel Hill, NC



Special Pay Tables

Report Run On: January 06, 2017

Page 238 of 293

PPS: RCH030501 OPM: 0305 PROFESSIONAL Path: ZP Effective:08-Jan-17
 Prev. Yr Rate: 0.1676 Curr. Yr Rate: 0.1819 Loc. Diff: 1.01 Gen. Inc. 1.00 Issued:28-Dec-16

Band:	I	II	III	IV	V
Gs Range:	1-6	7-10	11-12	13-14	15-15
Interval					
01	33,305 - 33,895	41,791 - 55,744	61,848 - 77,192	88,151 - 109,159	122,530 - 138,869
02	33,896 - 42,894	55,745 - 66,209	77,193 - 88,701	109,160 - 124,916	138,870 - 151,123
03	42,895 - 48,893	66,210 - 73,186	88,702 - 96,373	124,917 - 135,420	151,124 - 159,292
04	48,894 - 50,360	73,187 - 75,382	96,374 - 99,264	135,421 - 139,483	159,293 - 161,900
05	50,361 - 51,871	75,383 - 77,643	99,265 - 102,242	139,484 - 143,667	161,900 - 161,900

Locality Area: Richmond, VA



Special Pay Tables

Report Run On: January 06, 2017

Page 239 of 293

PPS: RCH041401 OPM: 0414 PROFESSIONAL Path: ZP Effective:08-Jan-17
 Prev. Yr Rate: 0.1676 Curr. Yr Rate: 0.1819 Loc. Diff: 1.01 Gen. Inc. 1.00 Issued:28-Dec-16

Band:	I	II	III	IV	V
Gs Range:	1-6	7-10	11-12	13-14	15-15
Interval					
01	0 - 0	45,970 - 55,744	61,848 - 77,192	88,151 - 109,159	122,530 - 138,869
02	37,113 - 42,894	55,745 - 66,209	77,193 - 88,701	109,160 - 124,916	138,870 - 151,123
03	42,895 - 48,893	66,210 - 73,186	88,702 - 96,373	124,917 - 135,420	151,124 - 159,292
04	48,894 - 50,360	73,187 - 75,382	96,374 - 99,264	135,421 - 139,483	159,293 - 161,900
05	50,361 - 51,871	75,383 - 77,643	99,265 - 102,242	139,484 - 143,667	161,900 - 161,900

Locality Area: Richmond, VA



Special Pay Tables

Report Run On: January 06, 2017

Page 240 of 293

PPS: RCH042201 OPM: 0422 PROFESSIONAL Path: ZP Effective:08-Jan-17
 Prev. Yr Rate: 0.1676 Curr. Yr Rate: 0.1819 Loc. Diff: 1.01 Gen. Inc. 1.00 Issued:28-Dec-16

Band:	I	II	III	IV	V
Gs Range:	1-6	7-10	11-12	13-14	15-15
Interval					
01	0 - 0	45,970 - 55,744	61,848 - 77,192	88,151 - 109,159	122,530 - 138,869
02	37,113 - 42,894	55,745 - 66,209	77,193 - 88,701	109,160 - 124,916	138,870 - 151,123
03	42,895 - 48,893	66,210 - 73,186	88,702 - 96,373	124,917 - 135,420	151,124 - 159,292
04	48,894 - 50,360	73,187 - 75,382	96,374 - 99,264	135,421 - 139,483	159,293 - 161,900
05	50,361 - 51,871	75,383 - 77,643	99,265 - 102,242	139,484 - 143,667	161,900 - 161,900

Locality Area: Richmond, VA



Special Pay Tables

Report Run On: January 06, 2017

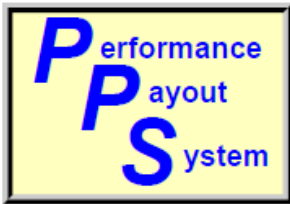
Page 241 of 293

PPS: RCH999B01 OPM: 999B PROFESSIONAL Path: ZP Effective:08-Jan-17
 Prev. Yr Rate: 0.1676 Curr. Yr Rate: 0.1819 Loc. Diff: 1.01 Gen. Inc. 1.00 Issued:28-Dec-16

Band:	I	II	III	IV	V
Gs Range:	1-6	7-10	11-12	13-14	15-15
Interval					
01	0 - 0	47,027 - 55,744	61,848 - 77,192	88,151 - 109,159	122,530 - 138,869
02	39,392 - 44,700	55,745 - 66,209	77,193 - 88,701	109,160 - 124,916	138,870 - 151,123
03	44,701 - 51,216	66,210 - 73,186	88,702 - 96,373	124,917 - 135,420	151,124 - 159,292
04	51,217 - 52,752	73,187 - 75,382	96,374 - 99,264	135,421 - 139,483	159,293 - 161,900
05	52,753 - 54,335	75,383 - 77,643	99,265 - 102,242	139,484 - 143,667	161,900 - 161,900

Series: 1550 2210

Locality Area: Richmond, VA



Special Pay Tables

Report Run On: January 06, 2017

Page 242 of 293

PPS: RCHLEO OPM: LEO ADMINISTRATIVE Path: ZA Effective:08-Jan-17
 Prev. Yr Rate: 0.1676 Curr. Yr Rate: 0.1819 Loc. Diff: 1.01 Gen. Inc. 1.00 Issued:28-Dec-16

Band:	I	II	III	IV	V
Gs Range:	1-6	7-10	11-12	13-14	15-15
Interval					
01	21,896 - 36,680	47,365 - 59,673	61,848 - 77,192	88,151 - 109,159	122,530 - 138,866
02	36,681 - 47,768	59,674 - 68,904	77,193 - 88,700	109,160 - 124,915	138,867 - 151,118
03	47,769 - 55,163	68,905 - 75,062	88,701 - 96,373	124,916 - 135,420	151,119 - 159,292
04	55,164 - 56,818	75,063 - 77,314	96,374 - 99,264	135,421 - 139,483	159,293 - 161,900
05	56,819 - 58,523	77,315 - 79,633	99,265 - 102,242	139,484 - 143,667	161,900 - 161,900

Series: 1811

Locality Area: Richmond, VA



Special Pay Tables

Report Run On: January 06, 2017

Page 243 of 293

PPS: RUS030501 OPM: 0305 PROFESSIONAL Path: ZP Effective:08-Jan-17
 Prev. Yr Rate: 0.1435 Curr. Yr Rate: 0.1506 Loc. Diff: 1.01 Gen. Inc. 1.00 Issued:28-Dec-16

Band:	I	II	III	IV	V
Gs Range:	1-6	7-10	11-12	13-14	15-15
Interval					
01	0 - 0	40,684 - 54,268	60,210 - 75,148	85,816 - 106,268	119,285 - 135,191
02	33,305 - 41,758	54,269 - 64,455	75,149 - 86,352	106,269 - 121,607	135,192 - 147,120
03	41,759 - 47,598	64,456 - 71,247	86,353 - 93,821	121,608 - 131,833	147,121 - 155,073
04	47,599 - 49,026	71,248 - 73,384	93,822 - 96,636	131,834 - 135,788	155,074 - 159,725
05	49,027 - 50,497	73,385 - 75,586	96,637 - 99,535	135,789 - 139,862	159,726 - 161,900

Locality Area: REST of US



Special Pay Tables

Report Run On: January 06, 2017

Page 244 of 293

PPS: RUS041401 OPM: 0414 PROFESSIONAL Path: ZP Effective:08-Jan-17
 Prev. Yr Rate: 0.1435 Curr. Yr Rate: 0.1506 Loc. Diff: 1.01 Gen. Inc. 1.00 Issued:28-Dec-16

Band:	I	II	III	IV	V
Gs Range:	1-6	7-10	11-12	13-14	15-15
Interval					
01	0 - 0	45,970 - 54,268	60,210 - 75,148	85,816 - 106,268	119,285 - 135,191
02	37,113 - 41,758	54,269 - 64,455	75,149 - 86,352	106,269 - 121,607	135,192 - 147,120
03	41,759 - 47,598	64,456 - 71,247	86,353 - 93,821	121,608 - 131,833	147,121 - 155,073
04	47,599 - 49,026	71,248 - 73,384	93,822 - 96,636	131,834 - 135,788	155,074 - 159,725
05	49,027 - 50,497	73,385 - 75,586	96,637 - 99,535	135,789 - 139,862	159,726 - 161,900

Locality Area: REST of US



Special Pay Tables

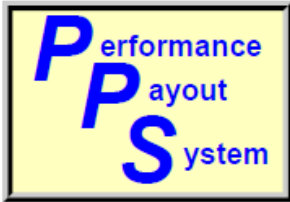
Report Run On: January 06, 2017

Page 245 of 293

PPS: RUS042201 OPM: 0422 PROFESSIONAL Path: ZP Effective:08-Jan-17
 Prev. Yr Rate: 0.1435 Curr. Yr Rate: 0.1506 Loc. Diff: 1.01 Gen. Inc. 1.00 Issued:28-Dec-16

Band:	I	II	III	IV	V
Gs Range:	1-6	7-10	11-12	13-14	15-15
Interval					
01	0 - 0	45,970 - 54,268	61,049 - 75,148	85,816 - 106,268	119,285 - 135,191
02	37,113 - 41,758	54,269 - 64,455	75,149 - 86,352	106,269 - 121,607	135,192 - 147,120
03	41,759 - 47,598	64,456 - 71,247	86,353 - 93,821	121,608 - 131,833	147,121 - 155,073
04	47,599 - 49,026	71,248 - 73,384	93,822 - 96,636	131,834 - 135,788	155,074 - 159,725
05	49,027 - 50,497	73,385 - 75,586	96,637 - 99,535	135,789 - 139,862	159,726 - 161,900

Locality Area: REST of US



Special Pay Tables

Report Run On: January 06, 2017

Page 246 of 293

PPS: RUS305G01 OPM: 305G PROFESSIONAL Path: ZP Effective:08-Jan-17
 Prev. Yr Rate: 0.1435 Curr. Yr Rate: 0.1506 Loc. Diff: 1.01 Gen. Inc. 1.00 Issued:28-Dec-16

Band:	I	II	III	IV	V
Gs Range:	1-6	7-10	11-12	13-14	15-15
Interval					
01	0 - 0	45,400 - 56,385	63,698 - 76,078	85,816 - 106,268	119,285 - 135,191
02	37,604 - 41,758	56,386 - 68,161	76,079 - 87,978	106,269 - 121,607	135,192 - 147,120
03	41,759 - 47,598	68,162 - 76,011	87,979 - 95,912	121,608 - 131,833	147,121 - 155,073
04	47,599 - 49,026	76,012 - 78,291	95,913 - 98,789	131,834 - 135,788	155,074 - 159,725
05	49,027 - 50,497	78,292 - 80,640	98,790 - 101,753	135,789 - 139,862	159,726 - 161,900

Locality Area: REST of US



Special Pay Tables

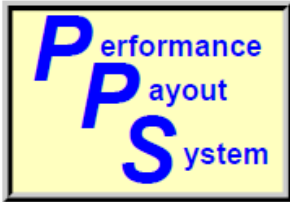
Report Run On: January 06, 2017

Page 247 of 293

PPS: RUS305P01 OPM: 305P PROFESSIONAL Path: ZP Effective:08-Jan-17
 Prev. Yr Rate: 0.1435 Curr. Yr Rate: 0.1506 Loc. Diff: 1.01 Gen. Inc. 1.00 Issued:28-Dec-16

Band:	I	II	III	IV	V
Gs Range:	1-6	7-10	11-12	13-14	15-15
Interval					
01	0 - 0	45,400 - 56,385	63,698 - 76,078	85,816 - 106,268	119,285 - 135,191
02	37,604 - 41,758	56,386 - 68,161	76,079 - 87,978	106,269 - 121,607	135,192 - 147,120
03	41,759 - 47,598	68,162 - 76,011	87,979 - 95,912	121,608 - 131,833	147,121 - 155,073
04	47,599 - 49,026	76,012 - 78,291	95,913 - 98,789	131,834 - 135,788	155,074 - 159,725
05	49,027 - 50,497	78,292 - 80,640	98,790 - 101,753	135,789 - 139,862	159,726 - 161,900

Locality Area: REST of US



Special Pay Tables

Report Run On: January 06, 2017

Page 248 of 293

PPS: RUS414G01 OPM: 414G PROFESSIONAL Path: ZP Effective:08-Jan-17
 Prev. Yr Rate: 0.1435 Curr. Yr Rate: 0.1506 Loc. Diff: 1.01 Gen. Inc. 1.00 Issued:28-Dec-16

Band:	I	II	III	IV	V
Gs Range:	1-6	7-10	11-12	13-14	15-15
Interval					
01	0 - 0	51,295 - 57,124	67,186 - 76,078	85,816 - 106,268	119,285 - 135,191
02	41,412 - 44,614	57,125 - 69,455	76,079 - 87,978	106,269 - 121,607	135,192 - 147,120
03	44,615 - 51,270	69,456 - 77,675	87,979 - 95,912	121,608 - 131,833	147,121 - 155,073
04	51,271 - 52,808	77,676 - 80,005	95,913 - 98,789	131,834 - 135,788	155,074 - 159,725
05	52,809 - 54,392	80,006 - 82,405	98,790 - 101,753	135,789 - 139,862	159,726 - 161,900

Locality Area: REST of US



Special Pay Tables

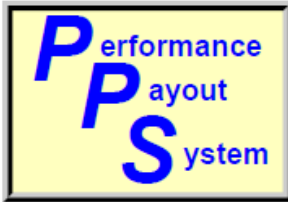
Report Run On: January 06, 2017

Page 249 of 293

PPS: RUS414N01 OPM: 414N PROFESSIONAL Path: ZP Effective:08-Jan-17
 Prev. Yr Rate: 0.1435 Curr. Yr Rate: 0.1506 Loc. Diff: 1.01 Gen. Inc. 1.00 Issued:28-Dec-16

Band:	I	II	III	IV	V
Gs Range:	1-6	7-10	11-12	13-14	15-15
Interval					
01	0 - 0	51,295 - 57,124	67,186 - 76,078	85,816 - 106,268	119,285 - 135,191
02	41,412 - 44,614	57,125 - 69,455	76,079 - 87,978	106,269 - 121,607	135,192 - 147,120
03	44,615 - 51,270	69,456 - 77,675	87,979 - 95,912	121,608 - 131,833	147,121 - 155,073
04	51,271 - 52,808	77,676 - 80,005	95,913 - 98,789	131,834 - 135,788	155,074 - 159,725
05	52,809 - 54,392	80,006 - 82,405	98,790 - 101,753	135,789 - 139,862	159,726 - 161,900

Locality Area: REST of US



Special Pay Tables

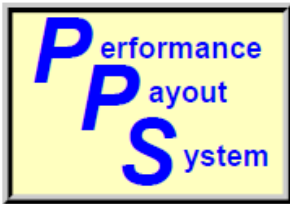
Report Run On: January 06, 2017

Page 250 of 293

PPS: RUS414P01 OPM: 414P PROFESSIONAL Path: ZP Effective:08-Jan-17
 Prev. Yr Rate: 0.1435 Curr. Yr Rate: 0.1506 Loc. Diff: 1.01 Gen. Inc. 1.00 Issued:28-Dec-16

Band:	I	II	III	IV	V
Gs Range:	1-6	7-10	11-12	13-14	15-15
Interval					
01	0 - 0	51,295 - 57,124	67,186 - 76,078	85,816 - 106,268	119,285 - 135,191
02	41,412 - 44,614	57,125 - 69,455	76,079 - 87,978	106,269 - 121,607	135,192 - 147,120
03	44,615 - 51,270	69,456 - 77,675	87,979 - 95,912	121,608 - 131,833	147,121 - 155,073
04	51,271 - 52,808	77,676 - 80,005	95,913 - 98,789	131,834 - 135,788	155,074 - 159,725
05	52,809 - 54,392	80,006 - 82,405	98,790 - 101,753	135,789 - 139,862	159,726 - 161,900

Locality Area: REST of US



Special Pay Tables

Report Run On: January 06, 2017

Page 251 of 293

PPS: RUS422G01 OPM: 422G PROFESSIONAL Path: ZP Effective:08-Jan-17
 Prev. Yr Rate: 0.1435 Curr. Yr Rate: 0.1506 Loc. Diff: 1.01 Gen. Inc. 1.00 Issued:28-Dec-16

Band:	I	II	III	IV	V
Gs Range:	1-6	7-10	11-12	13-14	15-15
Interval					
01	0 - 0	51,295 - 57,124	68,930 - 77,936	85,816 - 106,268	119,285 - 135,191
02	41,412 - 44,614	57,125 - 69,455	77,937 - 91,231	106,269 - 121,607	135,192 - 147,120
03	44,615 - 51,270	69,456 - 77,675	91,232 - 100,094	121,608 - 131,833	147,121 - 155,073
04	51,271 - 52,808	77,676 - 80,005	100,095 - 103,097	131,834 - 135,788	155,074 - 159,725
05	52,809 - 54,392	80,006 - 82,405	103,098 - 106,190	135,789 - 139,862	159,726 - 161,900

Locality Area: REST of US



Special Pay Tables

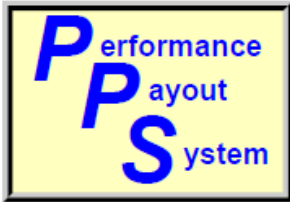
Report Run On: January 06, 2017

Page 252 of 293

PPS: RUS422P01 OPM: 422P PROFESSIONAL Path: ZP Effective:08-Jan-17
 Prev. Yr Rate: 0.1435 Curr. Yr Rate: 0.1506 Loc. Diff: 1.01 Gen. Inc. 1.00 Issued:28-Dec-16

Band:	I	II	III	IV	V
Gs Range:	1-6	7-10	11-12	13-14	15-15
Interval					
01	0 - 0	51,295 - 57,124	68,930 - 77,936	85,816 - 106,268	119,285 - 135,191
02	41,412 - 44,614	57,125 - 69,455	77,937 - 91,231	106,269 - 121,607	135,192 - 147,120
03	44,615 - 51,270	69,456 - 77,675	91,232 - 100,094	121,608 - 131,833	147,121 - 155,073
04	51,271 - 52,808	77,676 - 80,005	100,095 - 103,097	131,834 - 135,788	155,074 - 159,725
05	52,809 - 54,392	80,006 - 82,405	103,098 - 106,190	135,789 - 139,862	159,726 - 161,900

Locality Area: REST of US



Special Pay Tables

Report Run On: January 06, 2017

Page 253 of 293

PPS: RUS422S01 OPM: 422S PROFESSIONAL Path: ZP Effective:08-Jan-17
 Prev. Yr Rate: 0.1435 Curr. Yr Rate: 0.1506 Loc. Diff: 1.01 Gen. Inc. 1.00 Issued:28-Dec-16

Band:	I	II	III	IV	V
Gs Range:	1-6	7-10	11-12	13-14	15-15
Interval					
01	0 - 0	51,295 - 57,124	68,930 - 77,936	85,816 - 106,268	119,285 - 135,191
02	41,412 - 44,614	57,125 - 69,455	77,937 - 91,231	106,269 - 121,607	135,192 - 147,120
03	44,615 - 51,270	69,456 - 77,675	91,232 - 100,094	121,608 - 131,833	147,121 - 155,073
04	51,271 - 52,808	77,676 - 80,005	100,095 - 103,097	131,834 - 135,788	155,074 - 159,725
05	52,809 - 54,392	80,006 - 82,405	103,098 - 106,190	135,789 - 139,862	159,726 - 161,900

Locality Area: REST of US



Special Pay Tables

Report Run On: January 06, 2017

Page 254 of 293

PPS: RUS999B01 OPM: 999B PROFESSIONAL Path: ZP Effective:08-Jan-17
 Prev. Yr Rate: 0.1435 Curr. Yr Rate: 0.1506 Loc. Diff: 1.01 Gen. Inc. 1.00 Issued:28-Dec-16

Band:	I	II	III	IV	V
Gs Range:	1-6	7-10	11-12	13-14	15-15
Interval					
01	0 - 0	47,027 - 55,090	61,748 - 75,148	85,816 - 106,268	119,285 - 135,191
02	39,392 - 44,572	55,091 - 65,895	75,149 - 86,352	106,269 - 121,607	135,192 - 147,120
03	44,573 - 51,216	65,896 - 73,098	86,353 - 93,821	121,608 - 131,833	147,121 - 155,073
04	51,217 - 52,752	73,099 - 75,291	93,822 - 96,636	131,834 - 135,788	155,074 - 159,725
05	52,753 - 54,335	75,292 - 77,550	96,637 - 99,535	135,789 - 139,862	159,726 - 161,900

Series: 1550

2210

Locality Area: REST of US



Special Pay Tables

Report Run On: January 06, 2017

Page 255 of 293

PPS: RUS99AG01 OPM: 99AG PROFESSIONAL Path: ZP Effective:08-Jan-17
 Prev. Yr Rate: 0.1435 Curr. Yr Rate: 0.1506 Loc. Diff: 1.01 Gen. Inc. 1.00 Issued:28-Dec-16

Band:	I	II	III	IV	V
Gs Range:	1-6	7-10	11-12	13-14	15-15
Interval					
01	0 - 0	51,292 - 58,854	69,106 - 78,772	85,816 - 106,268	119,285 - 135,191
02	41,408 - 46,609	58,855 - 72,481	78,773 - 92,694	106,269 - 121,607	135,192 - 147,120
03	46,610 - 53,836	72,482 - 81,566	92,695 - 101,975	121,608 - 131,833	147,121 - 155,073
04	53,837 - 55,451	81,567 - 84,013	101,976 - 105,034	131,834 - 135,788	155,074 - 159,725
05	55,452 - 57,115	84,014 - 86,533	105,035 - 108,185	135,789 - 139,862	159,726 - 161,900

Series: 1550 2210

Locality Area: REST of US



Special Pay Tables

Report Run On: January 06, 2017

Page 256 of 293

PPS: RUS99AP01 OPM: 99AP PROFESSIONAL Path: ZP Effective:08-Jan-17
 Prev. Yr Rate: 0.1435 Curr. Yr Rate: 0.1506 Loc. Diff: 1.01 Gen. Inc. 1.00 Issued:28-Dec-16

Band:	I	II	III	IV	V
Gs Range:	1-6	7-10	11-12	13-14	15-15
Interval					
01	0 - 0	51,292 - 58,854	69,106 - 78,772	85,816 - 106,268	119,285 - 135,191
02	41,408 - 46,609	58,855 - 72,481	78,773 - 92,694	106,269 - 121,607	135,192 - 147,120
03	46,610 - 53,836	72,482 - 81,566	92,695 - 101,975	121,608 - 131,833	147,121 - 155,073
04	53,837 - 55,451	81,567 - 84,013	101,976 - 105,034	131,834 - 135,788	155,074 - 159,725
05	55,452 - 57,115	84,014 - 86,533	105,035 - 108,185	135,789 - 139,862	159,726 - 161,900

Series: 1550

2210

Locality Area: REST of US



Special Pay Tables

Report Run On: January 06, 2017

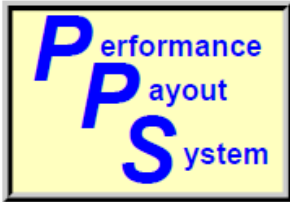
Page 257 of 293

PPS: RUS99AV01 OPM: 99AV PROFESSIONAL Path: ZP Effective:08-Jan-17
 Prev. Yr Rate: 0.1435 Curr. Yr Rate: 0.1506 Loc. Diff: 1.01 Gen. Inc. 1.00 Issued:28-Dec-16

Band:	I	II	III	IV	V
Gs Range:	1-6	7-10	11-12	13-14	15-15
Interval					
01	0 - 0	51,292 - 58,854	69,106 - 78,772	85,816 - 106,268	119,285 - 135,191
02	41,408 - 46,609	58,855 - 72,481	78,773 - 92,694	106,269 - 121,607	135,192 - 147,120
03	46,610 - 53,836	72,482 - 81,566	92,695 - 101,975	121,608 - 131,833	147,121 - 155,073
04	53,837 - 55,451	81,567 - 84,013	101,976 - 105,034	131,834 - 135,788	155,074 - 159,725
05	55,452 - 57,115	84,014 - 86,533	105,035 - 108,185	135,789 - 139,862	159,726 - 161,900

Series: 1550

Locality Area: REST of US



Special Pay Tables

Report Run On: January 06, 2017

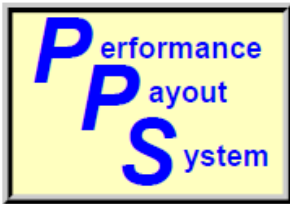
Page 258 of 293

PPS: RUSLEO OPM: LEO ADMINISTRATIVE Path: ZA Effective:08-Jan-17
 Prev. Yr Rate: 0.1435 Curr. Yr Rate: 0.1506 Loc. Diff: 1.01 Gen. Inc. 1.00 Issued:28-Dec-16

Band:	I	II	III	IV	V
Gs Range:	1-6	7-10	11-12	13-14	15-15
Interval					
01	21,316 - 35,708	46,110 - 58,094	60,210 - 75,146	85,816 - 106,268	119,285 - 135,189
02	35,709 - 46,502	58,095 - 67,082	75,147 - 86,348	106,269 - 121,607	135,190 - 147,117
03	46,503 - 53,702	67,083 - 73,075	86,349 - 93,821	121,608 - 131,833	147,118 - 155,073
04	53,703 - 55,313	73,076 - 75,267	93,822 - 96,636	131,834 - 135,788	155,074 - 159,725
05	55,314 - 56,972	75,268 - 77,525	96,637 - 99,535	135,789 - 139,862	159,726 - 161,900

Series: 1811

Locality Area: REST of US



Special Pay Tables

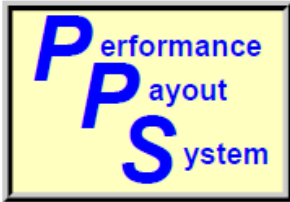
Report Run On: January 06, 2017

Page 259 of 293

PPS: SAC041401 OPM: 0414 PROFESSIONAL Path: ZP Effective:08-Jan-17
 Prev. Yr Rate: 0.2261 Curr. Yr Rate: 0.2414 Loc. Diff: 1.01 Gen. Inc. 1.00 Issued:28-Dec-16

Band:	I	II	III	IV	V
Gs Range:	1-6	7-10	11-12	13-14	15-15
Interval					
01	0 - 0	45,970 - 58,551	64,961 - 81,078	92,589 - 114,655	128,698 - 143,454
02	37,113 - 45,053	58,552 - 69,542	81,079 - 93,166	114,656 - 131,204	143,455 - 154,522
03	45,054 - 51,354	69,543 - 76,870	93,167 - 101,225	131,205 - 142,237	154,523 - 161,900
04	51,355 - 52,895	76,871 - 79,176	101,226 - 104,262	142,238 - 146,504	161,900 - 161,900
05	52,896 - 54,482	79,177 - 81,551	104,263 - 107,390	146,505 - 150,899	161,900 - 161,900

Locality Area: Sacramento-Roseville, CA-NV



Special Pay Tables

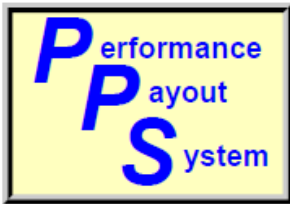
Report Run On: January 06, 2017

Page 260 of 293

PPS: SAC042201 OPM: 0422 PROFESSIONAL Path: ZP Effective:08-Jan-17
 Prev. Yr Rate: 0.2261 Curr. Yr Rate: 0.2414 Loc. Diff: 1.01 Gen. Inc. 1.00 Issued:28-Dec-16

Band:	I	II	III	IV	V
Gs Range:	1-6	7-10	11-12	13-14	15-15
Interval					
01	0 - 0	45,970 - 58,551	64,961 - 81,078	92,589 - 114,655	128,698 - 143,454
02	37,113 - 45,053	58,552 - 69,542	81,079 - 93,166	114,656 - 131,204	143,455 - 154,522
03	45,054 - 51,354	69,543 - 76,870	93,167 - 101,225	131,205 - 142,237	154,523 - 161,900
04	51,355 - 52,895	76,871 - 79,176	101,226 - 104,262	142,238 - 146,504	161,900 - 161,900
05	52,896 - 54,482	79,177 - 81,551	104,263 - 107,390	146,505 - 150,899	161,900 - 161,900

Locality Area: Sacramento-Roseville, CA-NV



Special Pay Tables

Report Run On: January 06, 2017

Page 261 of 293

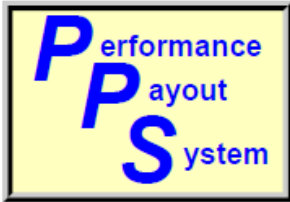
PPS: SAC999C01 OPM: 999C PROFESSIONAL Path: ZP Effective:08-Jan-17
 Prev. Yr Rate: 0.2261 Curr. Yr Rate: 0.2414 Loc. Diff: 1.01 Gen. Inc. 1.00 Issued:28-Dec-16

Band:	I	II	III	IV	V
Gs Range:	1-6	7-10	11-12	13-14	15-15
Interval					
01	0 - 0	47,735 - 58,551	64,961 - 81,078	92,589 - 114,655	128,698 - 143,454
02	39,963 - 45,522	58,552 - 69,542	81,079 - 93,166	114,656 - 131,204	143,455 - 154,522
03	45,523 - 51,958	69,543 - 76,870	93,167 - 101,225	131,205 - 142,237	154,523 - 161,900
04	51,959 - 53,517	76,871 - 79,176	101,226 - 104,262	142,238 - 146,504	161,900 - 161,900
05	53,518 - 55,123	79,177 - 81,551	104,263 - 107,390	146,505 - 150,899	161,900 - 161,900

Series: 1550

2210

Locality Area: Sacramento-Roseville, CA-NV



Special Pay Tables

Report Run On: January 06, 2017

Page 262 of 293

PPS: SACLEO OPM: LEO ADMINISTRATIVE Path: ZA Effective:08-Jan-17
 Prev. Yr Rate: 0.2261 Curr. Yr Rate: 0.2414 Loc. Diff: 1.01 Gen. Inc. 1.00 Issued:28-Dec-16

Band:	I	II	III	IV	V
Gs Range:	1-6	7-10	11-12	13-14	15-15
Interval					
01	22,998 - 38,526	49,749 - 62,677	64,961 - 81,077	92,589 - 114,653	128,698 - 143,454
02	38,527 - 50,172	62,678 - 72,373	81,078 - 93,164	114,654 - 131,201	143,455 - 154,521
03	50,173 - 57,940	72,374 - 78,841	93,165 - 101,225	131,202 - 142,237	154,522 - 161,900
04	57,941 - 59,678	78,842 - 81,206	101,226 - 104,262	142,238 - 146,504	161,900 - 161,900
05	59,679 - 61,468	81,207 - 83,642	104,263 - 107,390	146,505 - 150,899	161,900 - 161,900

Series: 1811

Locality Area: Sacramento-Roseville, CA-NV



Special Pay Tables

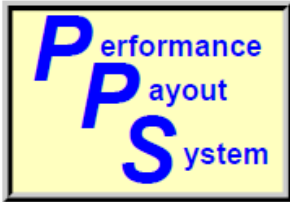
Report Run On: January 06, 2017

Page 263 of 293

PPS: SD041401 OPM: 0414 PROFESSIONAL Path: ZP Effective:08-Jan-17
 Prev. Yr Rate: 0.2473 Curr. Yr Rate: 0.2698 Loc. Diff: 1.02 Gen. Inc. 1.00 Issued:28-Dec-16

Band:	I	II	III	IV	V
Gs Range:	1-6	7-10	11-12	13-14	15-15
Interval					
01	0 - 0	45,970 - 59,890	66,447 - 82,933	94,707 - 117,278	131,643 - 145,091
02	37,113 - 46,083	59,891 - 71,133	82,934 - 95,298	117,279 - 134,206	145,092 - 155,176
03	46,084 - 52,529	71,134 - 78,629	95,299 - 103,541	134,207 - 145,491	155,177 - 161,900
04	52,530 - 54,105	78,630 - 80,988	103,542 - 106,647	145,492 - 149,856	161,900 - 161,900
05	54,106 - 55,728	80,989 - 83,418	106,648 - 109,846	149,857 - 154,352	161,900 - 161,900

Locality Area: San Diego-Carlsbad, CA



Special Pay Tables

Report Run On: January 06, 2017

Page 264 of 293

PPS: SD042201 OPM: 0422 PROFESSIONAL Path: ZP Effective:08-Jan-17
 Prev. Yr Rate: 0.2473 Curr. Yr Rate: 0.2698 Loc. Diff: 1.02 Gen. Inc. 1.00 Issued:28-Dec-16

Band:	I	II	III	IV	V
Gs Range:	1-6	7-10	11-12	13-14	15-15
Interval					
01	0 - 0	45,970 - 59,890	66,447 - 82,933	94,707 - 117,278	131,643 - 145,091
02	37,113 - 46,083	59,891 - 71,133	82,934 - 95,298	117,279 - 134,206	145,092 - 155,176
03	46,084 - 52,529	71,134 - 78,629	95,299 - 103,541	134,207 - 145,491	155,177 - 161,900
04	52,530 - 54,105	78,630 - 80,988	103,542 - 106,647	145,492 - 149,856	161,900 - 161,900
05	54,106 - 55,728	80,989 - 83,418	106,648 - 109,846	149,857 - 154,352	161,900 - 161,900

Locality Area: San Diego-Carlsbad, CA



Special Pay Tables

Report Run On: January 06, 2017

Page 265 of 293

PPS: SD983C03 OPM: 983C CLERICAL AND SUPPORT Path: ZS Effective:08-Jan-17
 Prev. Yr Rate: 0.2473 Curr. Yr Rate: 0.2698 Loc. Diff: 1.02 Gen. Inc. 1.00 Issued:28-Dec-16

Band:	I	II	III	IV	V
Gs Range:	1-2	3-4	5-6	7-8	9-10
Interval					
01	23,524 - 27,862	34,954 - 36,226	39,107 - 45,325	48,442 - 54,807	54,929 - 65,457
02	27,863 - 31,116	36,227 - 41,751	45,326 - 52,134	54,808 - 62,239	65,458 - 73,360
03	31,117 - 33,285	41,752 - 45,435	52,135 - 56,674	62,240 - 67,193	73,361 - 78,629
04	33,286 - 34,284	45,436 - 46,798	56,675 - 58,374	67,194 - 69,209	78,630 - 80,988
05	34,285 - 35,313	46,799 - 48,202	58,375 - 60,125	69,210 - 71,285	80,989 - 83,418

Locality Area: San Diego-Carlsbad, CA



Special Pay Tables

Report Run On: January 06, 2017

Page 266 of 293

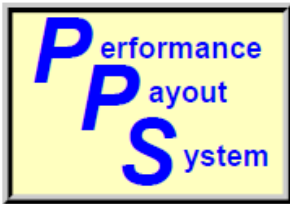
PPS: SD999C01 OPM: 999C PROFESSIONAL Path: ZP Effective:08-Jan-17
 Prev. Yr Rate: 0.2473 Curr. Yr Rate: 0.2698 Loc. Diff: 1.02 Gen. Inc. 1.00 Issued:28-Dec-16

Band:	I	II	III	IV	V
Gs Range:	1-6	7-10	11-12	13-14	15-15
Interval					
01	0 - 0	47,735 - 59,890	66,447 - 82,933	94,707 - 117,278	131,643 - 145,091
02	39,963 - 46,083	59,891 - 71,133	82,934 - 95,298	117,279 - 134,206	145,092 - 155,176
03	46,084 - 52,529	71,134 - 78,629	95,299 - 103,541	134,207 - 145,491	155,177 - 161,900
04	52,530 - 54,105	78,630 - 80,988	103,542 - 106,647	145,492 - 149,856	161,900 - 161,900
05	54,106 - 55,728	80,989 - 83,418	106,648 - 109,846	149,857 - 154,352	161,900 - 161,900

Series: 1550

2210

Locality Area: San Diego-Carlsbad, CA



Special Pay Tables

Report Run On: January 06, 2017

Page 267 of 293

PPS: SDLEO OPM: LEO ADMINISTRATIVE Path: ZA Effective:08-Jan-17
 Prev. Yr Rate: 0.2473 Curr. Yr Rate: 0.2698 Loc. Diff: 1.02 Gen. Inc. 1.00 Issued:28-Dec-16

Band:	I	II	III	IV	V
Gs Range:	1-6	7-10	11-12	13-14	15-15
Interval					
01	23,524 - 39,408	50,887 - 64,111	66,447 - 82,931	94,707 - 117,275	131,643 - 145,087
02	39,409 - 51,321	64,112 - 74,029	82,932 - 95,294	117,276 - 134,201	145,088 - 155,170
03	51,322 - 59,265	74,030 - 80,645	95,295 - 103,541	134,202 - 145,491	155,171 - 161,900
04	59,266 - 61,043	80,646 - 83,064	103,542 - 106,647	145,492 - 149,856	161,900 - 161,900
05	61,044 - 62,874	83,065 - 85,556	106,648 - 109,846	149,857 - 154,352	161,900 - 161,900

Series: 1811

Locality Area: San Diego-Carlsbad, CA



Special Pay Tables

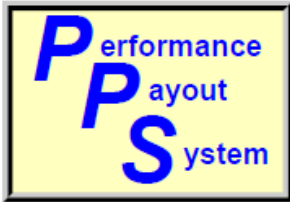
Report Run On: January 06, 2017

Page 268 of 293

PPS: SEA041401 OPM: 0414 PROFESSIONAL Path: ZP Effective:08-Jan-17
 Prev. Yr Rate: 0.2226 Curr. Yr Rate: 0.2424 Loc. Diff: 1.02 Gen. Inc. 1.00 Issued:28-Dec-16

Band:	I	II	III	IV	V
Gs Range:	1-6	7-10	11-12	13-14	15-15
Interval					
01	0 - 0	45,970 - 58,598	65,014 - 81,144	92,663 - 114,747	128,802 - 143,512
02	37,113 - 45,090	58,599 - 69,598	81,145 - 93,242	114,748 - 131,310	143,513 - 154,545
03	45,091 - 51,396	69,599 - 76,932	93,243 - 101,307	131,311 - 142,352	154,546 - 161,900
04	51,397 - 52,938	76,933 - 79,240	101,308 - 104,346	142,353 - 146,623	161,900 - 161,900
05	52,939 - 54,526	79,241 - 81,617	104,347 - 107,476	146,624 - 151,022	161,900 - 161,900

Locality Area: Seattle-Tacoma, WA



Special Pay Tables

Report Run On: January 06, 2017

Page 269 of 293

PPS: SEA042201 OPM: 0422 PROFESSIONAL Path: ZP Effective:08-Jan-17
 Prev. Yr Rate: 0.2226 Curr. Yr Rate: 0.2424 Loc. Diff: 1.02 Gen. Inc. 1.00 Issued:28-Dec-16

Band:	I	II	III	IV	V
Gs Range:	1-6	7-10	11-12	13-14	15-15
Interval					
01	0 - 0	45,970 - 58,598	65,014 - 81,144	92,663 - 114,747	128,802 - 143,512
02	37,113 - 45,090	58,599 - 69,598	81,145 - 93,242	114,748 - 131,310	143,513 - 154,545
03	45,091 - 51,396	69,599 - 76,932	93,243 - 101,307	131,311 - 142,352	154,546 - 161,900
04	51,397 - 52,938	76,933 - 79,240	101,308 - 104,346	142,353 - 146,623	161,900 - 161,900
05	52,939 - 54,526	79,241 - 81,617	104,347 - 107,476	146,624 - 151,022	161,900 - 161,900

Locality Area: Seattle-Tacoma, WA



Special Pay Tables

Report Run On: January 06, 2017

Page 270 of 293

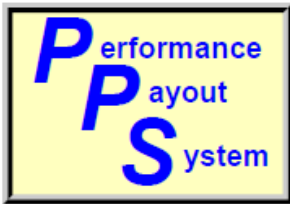
PPS: SEA999C01 OPM: 999C PROFESSIONAL Path: ZP Effective:08-Jan-17
 Prev. Yr Rate: 0.2226 Curr. Yr Rate: 0.2424 Loc. Diff: 1.02 Gen. Inc. 1.00 Issued:28-Dec-16

Band:	I	II	III	IV	V
Gs Range:	1-6	7-10	11-12	13-14	15-15
Interval					
01	0 - 0	47,735 - 58,598	65,014 - 81,144	92,663 - 114,747	128,802 - 143,512
02	39,963 - 45,527	58,599 - 69,598	81,145 - 93,242	114,748 - 131,310	143,513 - 154,545
03	45,528 - 51,958	69,599 - 76,932	93,243 - 101,307	131,311 - 142,352	154,546 - 161,900
04	51,959 - 53,517	76,933 - 79,240	101,308 - 104,346	142,353 - 146,623	161,900 - 161,900
05	53,518 - 55,123	79,241 - 81,617	104,347 - 107,476	146,624 - 151,022	161,900 - 161,900

Series: 1550

2210

Locality Area: Seattle-Tacoma, WA



Special Pay Tables

Report Run On: January 06, 2017

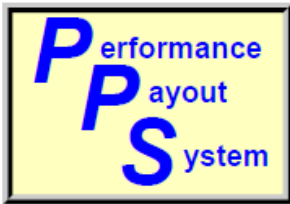
Page 271 of 293

PPS: SEALEO OPM: LEO ADMINISTRATIVE Path: ZA Effective:08-Jan-17
 Prev. Yr Rate: 0.2226 Curr. Yr Rate: 0.2424 Loc. Diff: 1.02 Gen. Inc. 1.00 Issued:28-Dec-16

Band:	I	II	III	IV	V
Gs Range:	1-6	7-10	11-12	13-14	15-15
Interval					
01	23,017 - 38,557	49,789 - 62,729	65,014 - 81,142	92,663 - 114,747	128,802 - 143,510
02	38,558 - 50,212	62,730 - 72,434	81,143 - 93,238	114,748 - 131,310	143,511 - 154,541
03	50,213 - 57,987	72,435 - 78,905	93,239 - 101,307	131,311 - 142,352	154,542 - 161,900
04	57,988 - 59,727	78,906 - 81,272	101,308 - 104,346	142,353 - 146,623	161,900 - 161,900
05	59,728 - 61,519	81,273 - 83,710	104,347 - 107,476	146,624 - 151,022	161,900 - 161,900

Series: 1811

Locality Area: Seattle-Tacoma, WA



Special Pay Tables

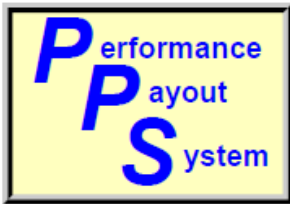
Report Run On: January 06, 2017

Page 272 of 293

PPS: SF041401 OPM: 0414 PROFESSIONAL Path: ZP Effective:08-Jan-17
 Prev. Yr Rate: 0.3575 Curr. Yr Rate: 0.3817 Loc. Diff: 1.02 Gen. Inc. 1.00 Issued:28-Dec-16

Band:	I	II	III	IV	V
Gs Range:	1-6	7-10	11-12	13-14	15-15
Interval					
01	37,113 - 39,624	48,856 - 65,168	72,303 - 90,242	103,053 - 127,613	143,244 - 151,536
02	39,625 - 50,144	65,169 - 77,402	90,243 - 103,696	127,614 - 146,032	151,537 - 157,754
03	50,145 - 57,158	77,403 - 85,558	103,697 - 112,665	146,033 - 158,312	157,755 - 161,900
04	57,159 - 58,873	85,559 - 88,125	112,666 - 116,045	158,313 - 161,900	161,900 - 161,900
05	58,874 - 60,639	88,126 - 90,769	116,046 - 119,526	161,900 - 161,900	161,900 - 161,900

Locality Area: San Jose-San Francisco-Oakland, CA



Special Pay Tables

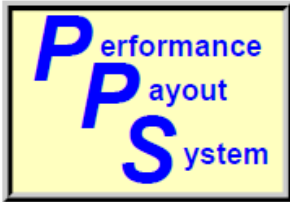
Report Run On: January 06, 2017

Page 273 of 293

PPS: SF042201 OPM: 0422 PROFESSIONAL Path: ZP Effective:08-Jan-17
 Prev. Yr Rate: 0.3575 Curr. Yr Rate: 0.3817 Loc. Diff: 1.02 Gen. Inc. 1.00 Issued:28-Dec-16

Band:	I	II	III	IV	V
Gs Range:	1-6	7-10	11-12	13-14	15-15
Interval					
01	37,113 - 39,624	48,856 - 65,168	72,303 - 90,242	103,053 - 127,613	143,244 - 151,536
02	39,625 - 50,144	65,169 - 77,402	90,243 - 103,696	127,614 - 146,032	151,537 - 157,754
03	50,145 - 57,158	77,403 - 85,558	103,697 - 112,665	146,033 - 158,312	157,755 - 161,900
04	57,159 - 58,873	85,559 - 88,125	112,666 - 116,045	158,313 - 161,900	161,900 - 161,900
05	58,874 - 60,639	88,126 - 90,769	116,046 - 119,526	161,900 - 161,900	161,900 - 161,900

Locality Area: San Jose-San Francisco-Oakland, CA



Special Pay Tables

Report Run On: January 06, 2017

Page 274 of 293

PPS: SF999F01 OPM: 999F PROFESSIONAL Path: ZP Effective:08-Jan-17
 Prev. Yr Rate: 0.3575 Curr. Yr Rate: 0.3817 Loc. Diff: 1.02 Gen. Inc. 1.00 Issued:28-Dec-16

Band:	I	II	III	IV	V
Gs Range:	1-6	7-10	11-12	13-14	15-15
Interval					
01	0 - 0	50,917 - 65,168	72,303 - 90,242	103,053 - 127,613	143,244 - 151,536
02	42,532 - 50,144	65,169 - 77,402	90,243 - 103,696	127,614 - 146,032	151,537 - 157,754
03	50,145 - 57,158	77,403 - 85,558	103,697 - 112,665	146,033 - 158,312	157,755 - 161,900
04	57,159 - 58,873	85,559 - 88,125	112,666 - 116,045	158,313 - 161,900	161,900 - 161,900
05	58,874 - 60,639	88,126 - 90,769	116,046 - 119,526	161,900 - 161,900	161,900 - 161,900

Series: 1550 2210

Locality Area: San Jose-San Francisco-Oakland, CA



Special Pay Tables

Report Run On: January 06, 2017

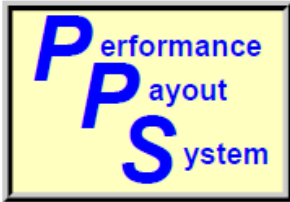
Page 275 of 293

PPS: SFLEO OPM: LEO ADMINISTRATIVE Path: ZA Effective:08-Jan-17
 Prev. Yr Rate: 0.3575 Curr. Yr Rate: 0.3817 Loc. Diff: 1.02 Gen. Inc. 1.00 Issued:28-Dec-16

Band:	I	II	III	IV	V
Gs Range:	1-6	7-10	11-12	13-14	15-15
Interval					
01	25,597 - 42,881	55,372 - 69,760	72,303 - 90,239	103,053 - 127,609	143,244 - 151,532
02	42,882 - 55,844	69,761 - 80,551	90,240 - 103,691	127,610 - 146,026	151,533 - 157,748
03	55,845 - 64,488	80,552 - 87,752	103,692 - 112,665	146,027 - 158,312	157,749 - 161,900
04	64,489 - 66,423	87,753 - 90,385	112,666 - 116,045	158,313 - 161,900	161,900 - 161,900
05	66,424 - 68,416	90,386 - 93,097	116,046 - 119,526	161,900 - 161,900	161,900 - 161,900

Series: 1811

Locality Area: San Jose-San Francisco-Oakland, CA



Special Pay Tables

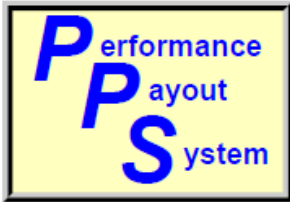
Report Run On: January 06, 2017

Page 276 of 293

PPS: SL030501 OPM: 0305 PROFESSIONAL Path: ZP Effective:08-Jan-17
 Prev. Yr Rate: 0.1449 Curr. Yr Rate: 0.1583 Loc. Diff: 1.01 Gen. Inc. 1.00 Issued:28-Dec-16

Band:	I	II	III	IV	V
Gs Range:	1-6	7-10	11-12	13-14	15-15
Interval					
01	0 - 0	40,956 - 54,631	60,613 - 75,651	86,391 - 106,980	120,083 - 136,095
02	33,305 - 42,037	54,632 - 64,887	75,652 - 86,930	106,981 - 122,422	136,096 - 148,105
03	42,038 - 47,917	64,888 - 71,724	86,931 - 94,449	122,423 - 132,716	148,106 - 156,111
04	47,918 - 49,355	71,725 - 73,876	94,450 - 97,282	132,717 - 136,697	156,112 - 160,794
05	49,356 - 50,836	73,877 - 76,092	97,283 - 100,200	136,698 - 140,798	160,795 - 161,900

Locality Area: St. Louis-St. Charles-Farmington, MO-IL



Special Pay Tables

Report Run On: January 06, 2017

Page 277 of 293

PPS: SL041401 OPM: 0414 PROFESSIONAL Path: ZP Effective:08-Jan-17
 Prev. Yr Rate: 0.1449 Curr. Yr Rate: 0.1583 Loc. Diff: 1.01 Gen. Inc. 1.00 Issued:28-Dec-16

Band:	I	II	III	IV	V
Gs Range:	1-6	7-10	11-12	13-14	15-15
Interval					
01	0 - 0	45,970 - 54,631	60,613 - 75,651	86,391 - 106,980	120,083 - 136,095
02	37,113 - 42,037	54,632 - 64,887	75,652 - 86,930	106,981 - 122,422	136,096 - 148,105
03	42,038 - 47,917	64,888 - 71,724	86,931 - 94,449	122,423 - 132,716	148,106 - 156,111
04	47,918 - 49,355	71,725 - 73,876	94,450 - 97,282	132,717 - 136,697	156,112 - 160,794
05	49,356 - 50,836	73,877 - 76,092	97,283 - 100,200	136,698 - 140,798	160,795 - 161,900

Locality Area: St. Louis-St. Charles-Farmington, MO-IL



Special Pay Tables

Report Run On: January 06, 2017

Page 278 of 293

PPS: SL042201 OPM: 0422 PROFESSIONAL Path: ZP Effective:08-Jan-17
 Prev. Yr Rate: 0.1449 Curr. Yr Rate: 0.1583 Loc. Diff: 1.01 Gen. Inc. 1.00 Issued:28-Dec-16

Band:	I	II	III	IV	V
Gs Range:	1-6	7-10	11-12	13-14	15-15
Interval					
01	0 - 0	45,970 - 54,631	61,049 - 75,651	86,391 - 106,980	120,083 - 136,095
02	37,113 - 42,037	54,632 - 64,887	75,652 - 86,930	106,981 - 122,422	136,096 - 148,105
03	42,038 - 47,917	64,888 - 71,724	86,931 - 94,449	122,423 - 132,716	148,106 - 156,111
04	47,918 - 49,355	71,725 - 73,876	94,450 - 97,282	132,717 - 136,697	156,112 - 160,794
05	49,356 - 50,836	73,877 - 76,092	97,283 - 100,200	136,698 - 140,798	160,795 - 161,900

Locality Area: St. Louis-St. Charles-Farmington, MO-IL



Special Pay Tables

Report Run On: January 06, 2017

Page 279 of 293

PPS: SL999B01 OPM: 999B PROFESSIONAL Path: ZP Effective:08-Jan-17
 Prev. Yr Rate: 0.1449 Curr. Yr Rate: 0.1583 Loc. Diff: 1.01 Gen. Inc. 1.00 Issued:28-Dec-16

Band:	I	II	III	IV	V
Gs Range:	1-6	7-10	11-12	13-14	15-15
Interval					
01	0 - 0	47,027 - 55,241	61,748 - 75,651	86,391 - 106,980	120,083 - 136,095
02	39,392 - 44,603	55,242 - 65,955	75,652 - 86,930	106,981 - 122,422	136,096 - 148,105
03	44,604 - 51,216	65,956 - 73,098	86,931 - 94,449	122,423 - 132,716	148,106 - 156,111
04	51,217 - 52,752	73,099 - 75,291	94,450 - 97,282	132,717 - 136,697	156,112 - 160,794
05	52,753 - 54,335	75,292 - 77,550	97,283 - 100,200	136,698 - 140,798	160,795 - 161,900

Series: 1550 2210

Locality Area: St. Louis-St. Charles-Farmington, MO-IL



Special Pay Tables

Report Run On: January 06, 2017

Page 280 of 293

PPS: SL999C01 OPM: 999C PROFESSIONAL Path: ZP Effective:08-Jan-17
 Prev. Yr Rate: 0.1449 Curr. Yr Rate: 0.1583 Loc. Diff: 1.01 Gen. Inc. 1.00 Issued:28-Dec-16

Band:	I	II	III	IV	V
Gs Range:	1-6	7-10	11-12	13-14	15-15
Interval					
01	0 - 0	47,735 - 55,241	62,795 - 75,651	86,391 - 106,980	120,083 - 136,095
02	39,963 - 45,180	55,242 - 65,955	75,652 - 86,930	106,981 - 122,422	136,096 - 148,105
03	45,181 - 51,958	65,956 - 73,098	86,931 - 94,449	122,423 - 132,716	148,106 - 156,111
04	51,959 - 53,517	73,099 - 75,291	94,450 - 97,282	132,717 - 136,697	156,112 - 160,794
05	53,518 - 55,123	75,292 - 77,550	97,283 - 100,200	136,698 - 140,798	160,795 - 161,900

Series: 1550 2210

Locality Area: St. Louis-St. Charles-Farmington, MO-IL



Special Pay Tables

Report Run On: January 06, 2017

Page 281 of 293

PPS: SL999D01 OPM: 999D PROFESSIONAL Path: ZP Effective:08-Jan-17
 Prev. Yr Rate: 0.1449 Curr. Yr Rate: 0.1583 Loc. Diff: 1.01 Gen. Inc. 1.00 Issued:28-Dec-16

Band:	I	II	III	IV	V
Gs Range:	1-6	7-10	11-12	13-14	15-15
Interval					
01	0 - 0	48,795 - 55,991	60,613 - 75,651	86,391 - 106,980	120,083 - 136,095
02	40,819 - 46,047	55,992 - 67,267	75,652 - 86,930	106,981 - 122,422	136,096 - 148,105
03	46,048 - 53,072	67,268 - 74,785	86,931 - 94,449	122,423 - 132,716	148,106 - 156,111
04	53,073 - 54,664	74,786 - 77,029	94,450 - 97,282	132,717 - 136,697	156,112 - 160,794
05	54,665 - 56,304	77,030 - 79,340	97,283 - 100,200	136,698 - 140,798	160,795 - 161,900

Series: 1550 2210

Locality Area: St. Louis-St. Charles-Farmington, MO-IL



Special Pay Tables

Report Run On: January 06, 2017

Page 282 of 293

PPS: SL999E01 OPM: 999E PROFESSIONAL Path: ZP Effective:08-Jan-17
 Prev. Yr Rate: 0.1449 Curr. Yr Rate: 0.1583 Loc. Diff: 1.01 Gen. Inc. 1.00 Issued:28-Dec-16

Band:	I	II	III	IV	V
Gs Range:	1-6	7-10	11-12	13-14	15-15
Interval					
01	0 - 0	49,503 - 56,491	60,613 - 75,651	86,391 - 106,980	120,083 - 136,095
02	41,390 - 46,624	56,492 - 68,142	75,652 - 86,930	106,981 - 122,422	136,096 - 148,105
03	46,625 - 53,814	68,143 - 75,909	86,931 - 94,449	122,423 - 132,716	148,106 - 156,111
04	53,815 - 55,428	75,910 - 78,186	94,450 - 97,282	132,717 - 136,697	156,112 - 160,794
05	55,429 - 57,091	78,187 - 80,532	97,283 - 100,200	136,698 - 140,798	160,795 - 161,900

Series: 1550 2210

Locality Area: St. Louis-St. Charles-Farmington, MO-IL



Special Pay Tables

Report Run On: January 06, 2017

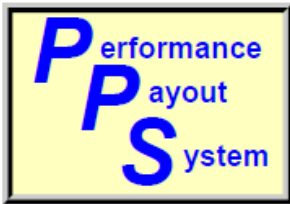
Page 283 of 293

PPS: SL999F01 OPM: 999F PROFESSIONAL Path: ZP Effective:08-Jan-17
 Prev. Yr Rate: 0.1449 Curr. Yr Rate: 0.1583 Loc. Diff: 1.01 Gen. Inc. 1.00 Issued:28-Dec-16

Band:	I	II	III	IV	V
Gs Range:	1-6	7-10	11-12	13-14	15-15
Interval					
01	0 - 0	50,917 - 57,490	60,613 - 75,651	86,391 - 106,980	120,083 - 136,095
02	42,532 - 47,778	57,491 - 69,891	75,652 - 86,930	106,981 - 122,422	136,096 - 148,105
03	47,779 - 55,298	69,892 - 78,158	86,931 - 94,449	122,423 - 132,716	148,106 - 156,111
04	55,299 - 56,957	78,159 - 80,503	94,450 - 97,282	132,717 - 136,697	156,112 - 160,794
05	56,958 - 58,666	80,504 - 82,918	97,283 - 100,200	136,698 - 140,798	160,795 - 161,900

Series: 1550 2210

Locality Area: St. Louis-St. Charles-Farmington, MO-IL



Special Pay Tables

Report Run On: January 06, 2017

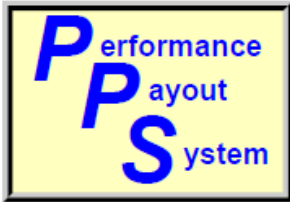
Page 284 of 293

PPS: SLLEO OPM: LEO ADMINISTRATIVE Path: ZA Effective:08-Jan-17
 Prev. Yr Rate: 0.1449 Curr. Yr Rate: 0.1583 Loc. Diff: 1.01 Gen. Inc. 1.00 Issued:28-Dec-16

Band:	I	II	III	IV	V
Gs Range:	1-6	7-10	11-12	13-14	15-15
Interval					
01	21,459 - 35,947	46,419 - 58,483	60,613 - 75,649	86,391 - 106,979	120,083 - 136,095
02	35,948 - 46,813	58,484 - 67,531	75,650 - 86,926	106,980 - 122,420	136,096 - 148,104
03	46,814 - 54,061	67,532 - 73,564	86,927 - 94,449	122,421 - 132,716	148,105 - 156,111
04	54,062 - 55,683	73,565 - 75,771	94,450 - 97,282	132,717 - 136,697	156,112 - 160,794
05	55,684 - 57,353	75,772 - 78,044	97,283 - 100,200	136,698 - 140,798	160,795 - 161,900

Series: 1811

Locality Area: St. Louis-St. Charles-Farmington, MO-IL



Special Pay Tables

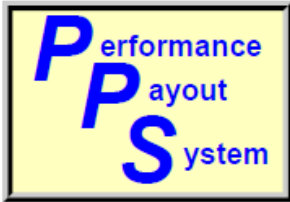
Report Run On: January 06, 2017

Page 285 of 293

PPS: TU030501 OPM: 0305 PROFESSIONAL Path: ZP Effective:08-Jan-17
 Prev. Yr Rate: 0.1451 Curr. Yr Rate: 0.1566 Loc. Diff: 1.01 Gen. Inc. 1.00 Issued:28-Dec-16

Band:	I	II	III	IV	V
Gs Range:	1-6	7-10	11-12	13-14	15-15
Interval					
01	0 - 0	40,896 - 54,551	60,524 - 75,540	86,264 - 106,823	119,907 - 135,896
02	33,305 - 41,975	54,552 - 64,792	75,541 - 86,802	106,824 - 122,242	135,897 - 147,888
03	41,976 - 47,846	64,793 - 71,619	86,803 - 94,310	122,243 - 132,521	147,889 - 155,882
04	47,847 - 49,281	71,620 - 73,768	94,311 - 97,139	132,522 - 136,497	155,883 - 160,558
05	49,282 - 50,759	73,769 - 75,981	97,140 - 100,053	136,498 - 140,592	160,559 - 161,900

Locality Area: Tucson-Nogales, AZ



Special Pay Tables

Report Run On: January 06, 2017

Page 286 of 293

PPS: TU041401 OPM: 0414 PROFESSIONAL Path: ZP Effective:08-Jan-17
 Prev. Yr Rate: 0.1451 Curr. Yr Rate: 0.1566 Loc. Diff: 1.01 Gen. Inc. 1.00 Issued:28-Dec-16

Band:	I	II	III	IV	V
Gs Range:	1-6	7-10	11-12	13-14	15-15
Interval					
01	0 - 0	45,970 - 54,551	60,524 - 75,540	86,264 - 106,823	119,907 - 135,896
02	37,113 - 41,975	54,552 - 64,792	75,541 - 86,802	106,824 - 122,242	135,897 - 147,888
03	41,976 - 47,846	64,793 - 71,619	86,803 - 94,310	122,243 - 132,521	147,889 - 155,882
04	47,847 - 49,281	71,620 - 73,768	94,311 - 97,139	132,522 - 136,497	155,883 - 160,558
05	49,282 - 50,759	73,769 - 75,981	97,140 - 100,053	136,498 - 140,592	160,559 - 161,900

Locality Area: Tucson-Nogales, AZ



Special Pay Tables

Report Run On: January 06, 2017

Page 287 of 293

PPS: TU042201 OPM: 0422 PROFESSIONAL Path: ZP Effective:08-Jan-17
 Prev. Yr Rate: 0.1451 Curr. Yr Rate: 0.1566 Loc. Diff: 1.01 Gen. Inc. 1.00 Issued:28-Dec-16

Band:	I	II	III	IV	V
Gs Range:	1-6	7-10	11-12	13-14	15-15
Interval					
01	0 - 0	45,970 - 54,551	61,049 - 75,540	86,264 - 106,823	119,907 - 135,896
02	37,113 - 41,975	54,552 - 64,792	75,541 - 86,802	106,824 - 122,242	135,897 - 147,888
03	41,976 - 47,846	64,793 - 71,619	86,803 - 94,310	122,243 - 132,521	147,889 - 155,882
04	47,847 - 49,281	71,620 - 73,768	94,311 - 97,139	132,522 - 136,497	155,883 - 160,558
05	49,282 - 50,759	73,769 - 75,981	97,140 - 100,053	136,498 - 140,592	160,559 - 161,900

Locality Area: Tucson-Nogales, AZ



Special Pay Tables

Report Run On: January 06, 2017

Page 288 of 293

PPS: TU999B01 OPM: 999B PROFESSIONAL Path: ZP Effective:08-Jan-17
 Prev. Yr Rate: 0.1451 Curr. Yr Rate: 0.1566 Loc. Diff: 1.01 Gen. Inc. 1.00 Issued:28-Dec-16

Band:	I	II	III	IV	V
Gs Range:	1-6	7-10	11-12	13-14	15-15
Interval					
01	0 - 0	47,027 - 55,208	61,748 - 75,540	86,264 - 106,823	119,907 - 135,896
02	39,392 - 44,596	55,209 - 65,942	75,541 - 86,802	106,824 - 122,242	135,897 - 147,888
03	44,597 - 51,216	65,943 - 73,098	86,803 - 94,310	122,243 - 132,521	147,889 - 155,882
04	51,217 - 52,752	73,099 - 75,291	94,311 - 97,139	132,522 - 136,497	155,883 - 160,558
05	52,753 - 54,335	75,292 - 77,550	97,140 - 100,053	136,498 - 140,592	160,559 - 161,900

Series: 1550 2210

Locality Area: Tucson-Nogales, AZ



Special Pay Tables

Report Run On: January 06, 2017

Page 289 of 293

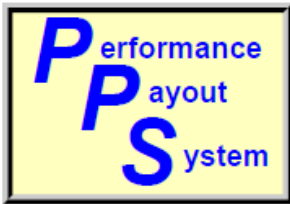
PPS: TU999C01 OPM: 999C PROFESSIONAL Path: ZP Effective:08-Jan-17
 Prev. Yr Rate: 0.1451 Curr. Yr Rate: 0.1566 Loc. Diff: 1.01 Gen. Inc. 1.00 Issued:28-Dec-16

Band:	I	II	III	IV	V
Gs Range:	1-6	7-10	11-12	13-14	15-15
Interval					
01	0 - 0	47,735 - 55,208	62,795 - 75,540	86,264 - 106,823	119,907 - 135,896
02	39,963 - 45,173	55,209 - 65,942	75,541 - 86,802	106,824 - 122,242	135,897 - 147,888
03	45,174 - 51,958	65,943 - 73,098	86,803 - 94,310	122,243 - 132,521	147,889 - 155,882
04	51,959 - 53,517	73,099 - 75,291	94,311 - 97,139	132,522 - 136,497	155,883 - 160,558
05	53,518 - 55,123	75,292 - 77,550	97,140 - 100,053	136,498 - 140,592	160,559 - 161,900

Series: 1550

2210

Locality Area: Tucson-Nogales, AZ



Special Pay Tables

Report Run On: January 06, 2017

Page 290 of 293

PPS: TU999D01 OPM: 999D PROFESSIONAL Path: ZP Effective:08-Jan-17
 Prev. Yr Rate: 0.1451 Curr. Yr Rate: 0.1566 Loc. Diff: 1.01 Gen. Inc. 1.00 Issued:28-Dec-16

Band:	I	II	III	IV	V
Gs Range:	1-6	7-10	11-12	13-14	15-15
Interval					
01	0 - 0	48,795 - 55,958	60,524 - 75,540	86,264 - 106,823	119,907 - 135,896
02	40,819 - 46,040	55,959 - 67,254	75,541 - 86,802	106,824 - 122,242	135,897 - 147,888
03	46,041 - 53,072	67,255 - 74,785	86,803 - 94,310	122,243 - 132,521	147,889 - 155,882
04	53,073 - 54,664	74,786 - 77,029	94,311 - 97,139	132,522 - 136,497	155,883 - 160,558
05	54,665 - 56,304	77,030 - 79,340	97,140 - 100,053	136,498 - 140,592	160,559 - 161,900

Series: 1550 2210

Locality Area: Tucson-Nogales, AZ



Special Pay Tables

Report Run On: January 06, 2017

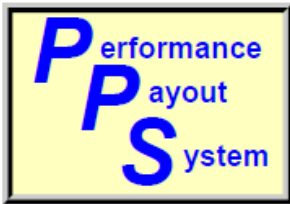
Page 291 of 293

PPS: TU999E01 OPM: 999E PROFESSIONAL Path: ZP Effective:08-Jan-17
 Prev. Yr Rate: 0.1451 Curr. Yr Rate: 0.1566 Loc. Diff: 1.01 Gen. Inc. 1.00 Issued:28-Dec-16

Band:	I	II	III	IV	V
Gs Range:	1-6	7-10	11-12	13-14	15-15
Interval					
01	0 - 0	49,503 - 56,457	60,524 - 75,540	86,264 - 106,823	119,907 - 135,896
02	41,390 - 46,617	56,458 - 68,128	75,541 - 86,802	106,824 - 122,242	135,897 - 147,888
03	46,618 - 53,814	68,129 - 75,909	86,803 - 94,310	122,243 - 132,521	147,889 - 155,882
04	53,815 - 55,428	75,910 - 78,186	94,311 - 97,139	132,522 - 136,497	155,883 - 160,558
05	55,429 - 57,091	78,187 - 80,532	97,140 - 100,053	136,498 - 140,592	160,559 - 161,900

Series: 1550 2210

Locality Area: Tucson-Nogales, AZ



Special Pay Tables

Report Run On: January 06, 2017

Page 292 of 293

PPS: TU999F01 OPM: 999F PROFESSIONAL Path: ZP Effective:08-Jan-17
 Prev. Yr Rate: 0.1451 Curr. Yr Rate: 0.1566 Loc. Diff: 1.01 Gen. Inc. 1.00 Issued:28-Dec-16

Band:	I	II	III	IV	V
Gs Range:	1-6	7-10	11-12	13-14	15-15
Interval					
01	0 - 0	50,917 - 57,457	60,524 - 75,540	86,264 - 106,823	119,907 - 135,896
02	42,532 - 47,771	57,458 - 69,878	75,541 - 86,802	106,824 - 122,242	135,897 - 147,888
03	47,772 - 55,298	69,879 - 78,158	86,803 - 94,310	122,243 - 132,521	147,889 - 155,882
04	55,299 - 56,957	78,159 - 80,503	94,311 - 97,139	132,522 - 136,497	155,883 - 160,558
05	56,958 - 58,666	80,504 - 82,918	97,140 - 100,053	136,498 - 140,592	160,559 - 161,900

Series: 1550 2210

Locality Area: Tucson-Nogales, AZ



Special Pay Tables

Report Run On: January 06, 2017

Page 293 of 293

PPS: TULEO OPM: LEO ADMINISTRATIVE Path: ZA Effective:08-Jan-17
 Prev. Yr Rate: 0.1451 Curr. Yr Rate: 0.1566 Loc. Diff: 1.01 Gen. Inc. 1.00 Issued:28-Dec-16

Band:	I	II	III	IV	V
Gs Range:	1-6	7-10	11-12	13-14	15-15
Interval					
01	21,427 - 35,895	46,351 - 58,395	60,524 - 75,540	86,264 - 106,820	119,907 - 135,895
02	35,896 - 46,746	58,396 - 67,428	75,541 - 86,802	106,821 - 122,237	135,896 - 147,886
03	46,747 - 53,982	67,429 - 73,456	86,803 - 94,310	122,238 - 132,521	147,887 - 155,882
04	53,983 - 55,601	73,457 - 75,660	94,311 - 97,139	132,522 - 136,497	155,883 - 160,558
05	55,602 - 57,269	75,661 - 77,930	97,140 - 100,053	136,498 - 140,592	160,559 - 161,900

Series: 1811

Locality Area: Tucson-Nogales, AZ